



**2026 Portsmouth Invitational Tournament**

**FINAL STATS**



## 2026 PORTSMOUTH INVITATIONAL TOURNAMENT ROSTERS

### Sales Systems, Ltd.

No.	Name	Pos.	School	Ht.	Wt.
30	Rafael Castro	C	Geo. Wash.	6'11"	220
40	Jalen Washington	F	Vanderbilt	6'10"	250
32	Tobi Lawal	F	Va. Tech	6'8"	215
23	Cade Tyson	F	Minnesota	6'7"	195
22	Jaden Henley	G	Grand Canyon	6'7"	210
20	Corey Camper Jr.	G	Nevada	6'5"	181
12	Meechie Johnson	G	South Carolina	6'2"	192
10	Tamin Lipsey	G	Iowa State	6'1"	200

### Portsmouth Sports Club

No.	Name	Pos.	School	Ht.	Wt.
40	Ernest Udeh Jr.	C	Miami	6'11"	266
32	Rienk Mast	F	Nebraska	6'10"	250
30	Tre Carroll	F	Xavier	6'8"	235
23	Lajae Jones	G	Florida State	6'7"	220
22	J'Vonne Hadley	G	Louisville	6'7"	210
20	Josh Dix	G	Creighton	6'6"	205
12	Melvin Council Jr.	G	Kansas	6'4"	180
10	Tavari Johnson	G	Akron	6'0"	170

### Round's Landscape Service

No.	Name	Pos.	School	Ht.	Wt.
40	Duke Brennan	C	Villanova	6'10"	250
32	Malik Reneau	F	Miami	6'9"	238
30	Nick Townsend	F	Yale	6'7"	240
31	John Camden	F	California	6'8"	220
23	Kowacie Reeves Jr.	F	Georgia Tech	6'7"	205
20	Donovan Atwell	G	Texas Tech	6'5"	200
12	Robert McCray V	G	Florida State	6'4"	188
21	Kylan Boswell	G	Illinois	6'2"	215

### Jani-King

No.	Name	Pos.	School	Ht.	Wt.
32	Amani Lyles	C	Akron	6'9"	240
40	Malik Dia	F	Mississippi	6'9"	250
23	Tre'Von Spillers	F	Wake Forest	6'7"	215
22	Tre White	G	Kansas	6'7"	215
21	Riley Kugel	G	Central Florida	6'5"	210
20	Chase Ross	G	Marquette	6'5"	210
12	Tre Donaldson	G	Miami	6'3"	198
10	Nijel Pack	G	Oklahoma	5'10"	188



## 2026 PORTSMOUTH INVITATIONAL TOURNAMENT ROSTERS

### Norfolk Sports Club

No.	Name	Pos.	School	Ht.	Wt.
40	Felix Okpara	C	Tennessee	6'11"	243
32	Trey Kaufman-Renn	F	Purdue	6'9"	240
30	Jaxon Kohler	F	Michigan State	6'10"	245
31	Corey Stephenson	F	FIU	6'6"	220
22	Nimari Burnett	G	Michigan	6'5"	195
21	Seth Trimble	G	North Carolina	6'3"	200
12	Themus Fulks	G	Central Florida	6'2"	185
23	Nate Johnson	G	Kansas State	6'3"	215

### Portsmouth Partnership

No.	Name	Pos.	School	Ht.	Wt.
32	Carson Cooper	C	Michigan State	6'11"	245
40	Ezra Ausar	F	USC	6'9"	253
31	Rashaun Agee	F	Texas A&M	6'8"	231
30	Zach Cleveland	F	Liberty	6'7"	220
23	Max Mackinnon	G	LSU	6'6"	195
22	Peter Suder	G	Miami (OH)	6'5"	215
12	Javontae Campbell	G	Bowling Green	6'2"	185
21	Bryce Harris	G	Howard	6'4"	220

### Portsmouth Economic Development

No.	Name	Pos.	School	Ht.	Wt.
32	Izaiyah Nelson	C	South Florida	6'10"	218
30	Wyatt Fricks	F	Marshall	6'10"	216
31	Devin McGlockton	F	Vanderbilt	6'8"	230
23	David Green	F	Tulsa	6'7"	225
22	AJ Storr	G	Mississippi	6'5"	205
20	Jaylin Sellers	G	Providence	6'5"	205
21	Quadir Copeland	G	NC State	6'6"	220
12	Moe Odum	G	Arizona State	6'2"	160

### Mike Duman, Inc

No.	Name	Pos.	School	Ht.	Wt.
40	Ven-Allen Lubin	C	NC State	6'9"	250
32	Robbie Avila	F	Saint Louis	6'10"	240
30	Mark Mitchell	F	Missouri	6'9"	230
23	Solomon Washington	F	Maryland	6'7"	220
22	Jordan Riley	G	East Carolina	6'5"	210
21	Anthony Roy	G	Oklahoma St.	6'5"	205
12	Xaivian Lee	G	Florida	6'4"	180
10	Boopie Miller	G	SMU	6'0"	175



**PIT Anthros 2026**

NAME	HEIGHT SHOES FT/IN	REACH FT/IN	WEIGHT LBS.	WING SPAN FT/IN	HAND LENGTH IN	HAND WIDTH IN
Athlete	1	2	3	4	5	6
AJ Storr	6' 4.5"	8' 5.5"	201	6' 9.5"	8	9
Amani Lyles	6' 8"	8' 9"	238	7' 0"	9	9.5
Anthony Roy	6' 5.5"	8' 3"	205	6' 8"	8	9
Boopie Miller	6' 0.5"	7' 9"	163	6' 0"	8	8.5
Bryce Harris	6' 4.75"	8' 6"	231	6' 9"	9	0
Cade Tyson	6' 7.5"	8' 6.5"	198	6' 6.5"	8.25	9.5
Carson Cooper	6' 11"	9' 0.5"	235	7' 1"	9	9.75
Chase Ross	6' 4.5"	8' 4.5"	210	6' 6.5"	9	10
Corey Camper Jr.	6' 5"	8' 2"	181	6' 5.5"	8	8.25
Corey Stephenson	6' 5.25"	8' 7.5"	220	6' 11"	8.5	9.5
David Green	6' 7.5"	8' 8"	229	6' 10"	9	10.25
Devin McGlockton	6' 6.75"	8' 8"	233	7' 1"	9	10.5
Donovan Atwell	6' 5.25"	8' 3"	197	6' 6"	8	9.5
Duke Brennan	6' 10"	9' 0"	256	7' 2.5"	8.5	10
Ernest Udeh Jr.	6' 10.75"	9' 3"	262	7' 4.5"	9	9.5
Ezra Ausar	6' 7.75"	8' 9"	240	6' 10.5"	9	10
Felix Okpara	6' 11.5"	9' 4"	234	7' 2.5"	9	9
Izaiyah Nelson	6' 9"	9' 0.5"	219	7' 3"	9	9
Jaden Henley	6' 6.75"	8' 6"	209	6' 6"	8	9.25
Jalen Washington	6' 9.5"	9' 2.5"	237	7' 4.5"	9	10
Javontae Campbell	6' 2"	8' 2"	168	6' 7.5"	8	9.5
Jaxon Kohler	6' 8.5"	8' 11.5"	233	7' 0"	9	9.75
Jaylin Sellers	6' 4.25"	8' 3"	205	6' 8.5"	8.25	9.5
John Camden	6' 8"	8' 9"	214	6' 10"	8	9.5
Jordan Riley	6' 3.5"	8' 5.5"	211	6' 10"	8.5	10.5
Josh Dix	6' 5.5"	8' 4.5"	203	6' 6.5"	8	9
J'Vonne Hadley	6' 6.5"	8' 7.5"	210	6' 8"	8.5	9.25
Kowacie Reeves Jr.	6' 7"	8' 8"	194	6' 10.5"	8	10.5
Kylan Boswell	6' 2.5"	7' 11.5"	228	6' 8"	8	8.5
Lajae Jones	6' 6.75"	8' 7.5"	228	6' 7.5"	8.5	10.5
Malik Dia	6' 9"	9' 1.5"	262	7' 3"	9	9.25
Malik Reneau	6' 9"	8' 10"	243	6' 11"	8.25	9.25
Mark Mitchell	6' 8.25"	8' 11.5"	238	7' 2.5"	8.5	9.5
Max Mackinnon	6' 6.25"	8' 5"	200	6' 7.5"	8.5	9
Meechie Johnson	6' 2.5"	8' 1"	201	6' 5"	7.5	7.5
Melvin Council Jr.	6' 3.75"	8' 5"	180	6' 9.5"	8.5	8.5
Moe Odum	6' 2.25"	7' 11.5"	154	6' 1"	8	8
Nate Johnson	6' 2.5"	8' 2.5"	217	6' 7.5"	9	9
Nick Townsend	6' 6.25"	8' 6.5"	248	6' 8.5"	9	9.75
Nijel Pack	5' 11"	7' 10.5"	186	6' 4"	8	9
Nimari Burnett	6' 4.5"	8' 4"	201.5	6' 9.5"	8	8
Peter Suder	6' 4.5"	8' 3.5"	213	6' 8.5"	8.5	9

Quadir Copeland	6' 6"	8' 7.5"	213	6' 11"	8.5	10
Rafael Castro	6' 10"	9' 1"	226	7' 2"	9	9
Rashaun Agee	6' 6.75"	8' 11.5"	236	7' 1.5"	9	10
Rienk Mast	6' 9.75"	8' 10"	255	7' 0"	9	10
Riley Kugel	6' 5.25"	8' 4.5"	208	6' 7"	8	9
Robbie Avila	6' 9.75"	8' 9.5"	264	6' 10.5"	8.5	9.5
Robert McCray V	6' 4"	8' 2.5"	190	6' 5"	8	8.5
Seth Trimble	6' 3"	7' 11"	200	6' 8.5"	8	9.5
Solomon Washington	6' 6.25"	8' 7.5"	240	7' 0.5"	8.75	9
Tamin Lipsey	6' 2"	7' 11"	206	6' 2.5"	7.5	9.5
Tavari Johnson	6' 0"	8' 0.5"	166	6' 3"	7.5	9
Themus Fulks	6' 1.5"	7' 10.5"	180	6' 1"	8.5	9
Tobi Lawal	6' 8.75"	8' 8.5"	216	6' 11"	8.75	9
Tre Carroll	6' 7.5"	8' 9"	248	6' 11"	8	9
Tre Donaldson	6' 1.75"	7' 10.5"	208	6' 5"	8	8
Tre White	6' 5.25"	8' 4"	215	6' 8.5"	8.5	9
Tre'Von Spillers	6' 6.75"	8' 10.5"	211	7' 2"	9	9
Trey Kaufman-Renn	6' 8.25"	8' 9.5"	247	6' 10.5"	8	9
Ven-Allen Lubin	6' 7.25"	8' 9"	246	7' 2"	9	10.25
Wyatt Fricks	6' 9"	8' 8"	203	6' 9.5"	9	10.5
Xaivian Lee	6' 3.5"	8' 3"	181	6' 5"	8	8.5
Zach Cleveland	6' 7.25"	8' 7"	219	6' 8"	8.5	9.5

## PIT 2026

<b>Athlete</b>	<b>Vertical Jump</b>	<b>Reaction Shuttle</b>	<b>Lane Agility</b>	<b>3/4 Court Sprint</b>
AJ Storr	30	2.895	11.227	3.222
Amani Lyles	26.5	3.085	10.62	3.292
Anthony Roy	31.5	3.221	11.406	3.259
Boopie Miller	27.5	3.384	11.231	3.144
Bryce Harris	29.5	3.138	11.569	3.522
Cade Tyson	28	3.179	11.623	3.391
Carson Cooper	25.5	3.145	11.53	3.381
Chase Ross	31	3.23	11.542	3.259
Corey Camper Jr.	33.5	3.034	10.57	3.137
Corey Stephenson	30.5	2.999	11.654	3.354
David Green	28	3.054	12.056	3.397
Devin McGlockton	28.5	3.255	11.902	3.5
Donovan Atwell	25	2.979	11.683	3.557
Duke Brennan	25	2.971	11.805	3.365
Ernest Udeh Jr.	28	3.073	11.549	3.287
Ezra Ausar	30.5	3.028	10.798	3.204
Felix Okpara	29.5	3.203	11.855	3.321
Izaiyah Nelson	32	3.106	11.303	3.235
Jaden Henley	28.5	3.198	11.306	3.451
Jalen Washington	30	3.175	12.139	3.493
Javontae Campbell	30.5	2.989	11.119	3.143
Jaylin Sellers	32	3.12	10.692	3.102
John Camden	26.5	3.258	11.23	3.414
Jordan Riley	32.5	3.317	11.277	3.261
Josh Dix	29.5	3.19	11.183	3.378
J'Vonne Hadley	29	2.985	10.923	3.278
Kowacie Reeves Jr.	28.5	3.239	12.291	3.352
Kylan Boswell	32.5	3.215	11.301	3.313
Lajae Jones	29	3.208	11.867	3.305
Malik Dia	25	3.476	11.642	3.502
Malik Reneau	31.5	3.303	11.252	3.236
Mark Mitchell	31	3.243	11.379	3.331
Max Mackinnon	27	3.203	12.054	3.429
Meechie Johnson	31.5	3.214	11.342	3.193
Melvin Council Jr.	27	3.157	11.567	3.296
Moe Odum	25	2.976	11.743	3.458
Nate Johnson	29	3.21	12.443	3.245
Nick Townsend	25.5	3.059	12.448	3.503
Nijel Pack	30	3.034	10.822	3.303
Nimari Burnett	31.5	3.18	10.863	3.237
Peter Suder	29	3.208	11.584	3.28

Quadir Copeland	27.5	3.196	11.842	3.334
Rafael Castro	31.5	2.888	11.615	3.286
Rashaun Agee	27.5	2.985	12.026	3.362
Rienk Mast	23.5	3.165	11.711	3.562
Riley Kugel	29.5	3.448	11.168	3.17
Robbie Avila	19.5	3.493	13.82	3.923
Robert McCray V	34.5	3.163	10.935	3.123
Seth Trimble	41.5	2.919	10.842	3.078
Solomon Washington	30.5	3.205	10.595	3.218
Tamin Lipsey	29	3.029	11.181	3.196
Tavari Johnson	28.5	2.912	10.47	3.159
Themus Fulks	24.5	2.912	11.105	3.398
Tobi Lawal	40.5	3.192	10.636	3.175
Tre Carroll	26.5	3.205	11.183	3.615
Tre Donaldson	31	2.759	10.614	3.221
Tre White	34	3.141	11.56	3.327
Tre'Von Spillers	31	3.206	10.959	3.278
Trey Kaufman-Renn	28.5	3.303	11.354	3.313
Ven-Allen Lubin	29	3.2	11.187	3.334
Wyatt Fricks	31	3.192	11.422	3.269
Xaivian Lee	29.5	2.813	10.216	3.137
Zach Cleveland	30	3.022	11.164	3.269
Minimum	19.5	2.759	10.216	3.078
Maximum	41.5	3.493	13.82	3.923
Average	29.37	3.13	11.40	3.32

**2026 Portsmouth Invitational - FINAL  
INDIVIDUAL BASKETBALL STATISTICS SUMMARY  
Through games of Apr 18, 2008 (All games)**

SCORING								REBOUNDS							
	Cl	G	FG	3FG	FT	Pts	Avg/G		Cl	G	Off	Def	Total	Avg/G	
1. Kowacie Reeves, Jr.-Rounds	3	25	9	10	69	23.0		1. Nick Townsend-Rounds	3	9	21	30	10.0		
2. Anthony Roy-Duman	3	19	12	18	68	22.7		Duke Brennan-Rounds	2	4	16	20	10.0		
3. Melvin Council, Jr.-PSC	3	21	2	14	58	19.3		3. Rashaun Agee-Partner	3	12	17	29	9.7		
4. AJ Storr-ECO	3	23	5	6	57	19.0		4. Jaxon Kohler-NSC	3	6	20	26	8.7		
5. Malik Reneau-Rounds	3	22	1	10	55	18.3		5. J'Vonne Hadley-PSC	3	3	22	25	8.3		
6. Trey Kaufman-Renn-NSC	3	20	2	10	52	17.3		6. Ven-Allen Lubin-Duman	3	9	15	24	8.0		
7. Xaivian Lee-Duman	2	10	3	10	33	16.5		7. AJ Storr-ECO	3	6	17	23	7.7		
8. Peter Suder-Partner	3	14	6	15	49	16.3		Ernest Udeh, Jr.-PSC	3	6	17	23	7.7		
9. Donovan Atwell-Rounds	3	16	13	3	48	16.0		9. Tre White-JANI	3	2	19	21	7.0		
10. Jaden Henley-Sales	3	15	3	13	46	15.3		Devin McGlockton-ECO	3	5	16	21	7.0		
Rashaun Agee-Partner	3	18	1	9	46	15.3		Malik Reneau-Rounds	3	7	14	21	7.0		
12. Tre Carroll-PSC	3	16	5	8	45	15.0		Felix Okpara-NSC	3	6	15	21	7.0		
13. Malik Dia-JANI	3	17	0	10	44	14.7		13. Malik Dia-JANI	3	4	16	20	6.7		
14. Wyatt Fricks-ECO	3	16	10	1	43	14.3		Rafael Castro-Sales	3	8	12	20	6.7		
15. Seth Trimble-NSC	3	18	3	3	42	14.0		Max Mackinnon-Partner	3	4	16	20	6.7		
16. Tobi Lawal-Sales	3	14	5	7	40	13.3		Solomon Washington-Duman	3	4	16	20	6.7		
Boopie Miller-Duman	3	15	4	6	40	13.3		17. Corey Camper, Jr.-Sales	3	5	13	18	6.0		
18. Nimari Burnett-NSC	2	8	4	6	26	13.0		Carson Cooper-Partner	3	5	13	18	6.0		
19. Ezra Ausar-Partner	2	6	0	13	25	12.5		19. Melvin Council, Jr.-PSC	3	3	14	17	5.7		
20. Riley Kugel-JANI	3	12	4	9	37	12.3		Boopie Miller-Duman	3	3	14	17	5.7		
Jaylin Sellers-ECO	3	12	3	10	37	12.3		Rienk Mast-PSC	3	5	12	17	5.7		
Chase Ross-JANI	3	14	1	8	37	12.3		Mark Mitchell-Duman	3	5	12	17	5.7		
23. Bryce Harris-Partner	3	12	2	10	36	12.0		23. Tre Carroll-PSC	3	8	8	16	5.3		
24. Kylan Boswell-Rounds	3	12	1	10	35	11.7		Trey Kaufman-Renn-NSC	3	8	8	16	5.3		
Cade Tyson-Sales	3	12	5	6	35	11.7		Kowacie Reeves, Jr.-Rounds	3	3	13	16	5.3		
26. Jalen Washington-Sales	3	11	2	10	34	11.3		26. Lajae Jones-PSC	3	5	10	15	5.0		
27. Tre Donaldson-JANI	3	14	1	4	33	11.0		Nimari Burnett-NSC	2	2	8	10	5.0		
Mark Mitchell-Duman	3	12	1	8	33	11.0		28. David Green-ECO	3	3	11	14	4.7		
Jordan Riley-Duman	3	15	2	1	33	11.0		29. Tobi Lawal-Sales	3	3	10	13	4.3		
Lajae Jones-PSC	3	12	3	6	33	11.0		Jordan Riley-Duman	3	8	5	13	4.3		
31. Tre White-JANI	3	10	2	10	32	10.7		Seth Trimble-NSC	3	2	11	13	4.3		
Corey Camper, Jr.-Sales	3	14	2	2	32	10.7		32. Wyatt Fricks-ECO	3	3	9	12	4.0		
John Camden-Rounds	3	10	6	6	32	10.7		Zach Cleveland-Partner	3	2	10	12	4.0		
Nate Johnson-NSC	3	12	4	4	32	10.7		Bryce Harris-Partner	3	3	9	12	4.0		
35. Izaiyah Nelson-ECO	3	13	0	5	31	10.3		35. Izaiyah Nelson-ECO	3	4	7	11	3.7		
Quadir Copeland-ECO	3	12	4	3	31	10.3		Jalen Washington-Sales	3	5	6	11	3.7		
37. Nick Townsend-Rounds	3	11	2	6	30	10.0		Tre'Von Spillers-JANI	3	7	4	11	3.7		
Carson Cooper-Partner	3	10	2	8	30	10.0		Chase Ross-JANI	3	0	11	11	3.7		
Duke Brennan-Rounds	2	8	0	4	20	10.0		39. Jaden Henley-Sales	3	2	8	10	3.3		
40. Ven-Allen Lubin-Duman	3	10	0	9	29	9.7		Amani Lyles-JANI	3	3	7	10	3.3		
Max Mackinnon-Partner	3	9	2	9	29	9.7		Josh Dix-PSC	3	1	9	10	3.3		
42. Solomon Washington-Duman	3	10	2	6	28	9.3		42. Robbie Avila-Duman	3	3	6	9	3.0		
Moe Odum-ECO	3	10	5	3	28	9.3		Anthony Roy-Duman	3	2	7	9	3.0		
Jaxon Kohler-NSC	3	11	4	2	28	9.3		Xaivian Lee-Duman	2	1	5	6	3.0		
45. Nijel Pack-JANI	3	9	6	3	27	9.0		45. Cade Tyson-Sales	3	1	7	8	2.7		
J'Vonne Hadley-PSC	3	9	3	6	27	9.0		Donovan Atwell-Rounds	3	2	6	8	2.7		
47. Felix Okpara-NSC	3	11	0	4	26	8.7		Peter Suder-Partner	3	2	6	8	2.7		
Javontae Campbell-Partner	3	9	0	8	26	8.7		Kylan Boswell-Rounds	3	2	6	8	2.7		
Meechie Johnson-Sales	3	5	2	14	26	8.7		Javontae Campbell-Partner	3	1	7	8	2.7		
Tavari Johnson-PSC	3	10	6	0	26	8.7		Robert McCray, V-Rounds	3	1	7	8	2.7		
51. Tre'Von Spillers-JANI	3	10	3	2	25	8.3		51. Quadir Copeland-ECO	3	1	6	7	2.3		
Robert McCray, V-Rounds	3	8	4	5	25	8.3		Riley Kugel-JANI	3	1	6	7	2.3		
53. David Green-ECO	3	10	3	1	24	8.0		Tamin Lipsey-Sales	3	2	5	7	2.3		
Rienk Mast-PSC	3	10	4	0	24	8.0		Nate Johnson-NSC	3	1	6	7	2.3		
Rafael Castro-Sales	3	11	0	2	24	8.0		Tre Donaldson-JANI	3	1	6	7	2.3		
Themus Fulks-NSC	3	7	0	10	24	8.0		56. Corey Stephenson-NSC	3	5	1	6	2.0		
57. Ernest Udeh, Jr.-PSC	3	9	0	5	23	7.7		Moe Odum-ECO	3	1	5	6	2.0		
Devin McGlockton-ECO	3	9	3	2	23	7.7		Nijel Pack-JANI	3	1	5	6	2.0		
59. Amani Lyles-JANI	3	8	0	5	21	7.0		Meechie Johnson-Sales	3	0	6	6	2.0		
Zach Cleveland-Partner	3	8	1	4	21	7.0		60. Jaylin Sellers-ECO	3	0	5	5	1.7		
Corey Stephenson-NSC	3	8	0	5	21	7.0		Tavari Johnson-PSC	3	2	3	5	1.7		
62. Robbie Avila-Duman	3	6	4	2	18	6.0		62. Ezra Ausar-Partner	2	0	3	3	1.5		
Josh Dix-PSC	3	7	4	0	18	6.0		63. John Camden-Rounds	3	2	2	4	1.3		

**2026 Portsmouth Invitational - FINAL**  
**INDIVIDUAL BASKETBALL STATISTICS SUMMARY**  
**Through games of Apr 18, 2008 (All games)**

<b>STEALS</b>				
	CI	G	No.	Avg/G
1. Jaden Henley-Sales	3	10	10	3.3
2. Nate Johnson-NSC	3	9	9	3.0
Kylan Boswell-Rounds	3	9	9	3.0
4. Rashaun Agee-Partner	3	8	8	2.7
5. Izaiyah Nelson-ECO	3	7	7	2.3
6. Nijel Pack-JANI	3	6	6	2.0
Bryce Harris-Partner	3	6	6	2.0
Robert McCray, V-Rounds	3	6	6	2.0
John Camden-Rounds	3	6	6	2.0
Xaivian Lee-Duman	2	4	4	2.0
11. Solomon Washington-Duman	3	5	5	1.7
Peter Suder-Partner	3	5	5	1.7
Melvin Council, Jr.-PSC	3	5	5	1.7
Boopie Miller-Duman	3	5	5	1.7
Tre'Von Spillers-JANI	3	5	5	1.7
Chase Ross-JANI	3	5	5	1.7
17. Trey Kaufman-Renn-NSC	3	4	4	1.3
Cade Tyson-Sales	3	4	4	1.3
Max Mackinnon-Partner	3	4	4	1.3
Ernest Udeh, Jr.-PSC	3	4	4	1.3
Tre Donaldson-JANI	3	4	4	1.3
Jordan Riley-Duman	3	4	4	1.3
Seth Trimble-NSC	3	4	4	1.3
Malik Dia-JANI	3	4	4	1.3
25. Wyatt Fricks-ECO	3	3	3	1.0
Tobi Lawal-Sales	3	3	3	1.0
Robbie Avila-Duman	3	3	3	1.0
Anthony Roy-Duman	3	3	3	1.0
Corey Camper, Jr.-Sales	3	3	3	1.0
Tamin Lipsey-Sales	3	3	3	1.0
AJ Storr-ECO	3	3	3	1.0
Meechie Johnson-Sales	3	3	3	1.0
Jaylin Sellers-ECO	3	3	3	1.0
Themus Fulks-NSC	3	3	3	1.0
Nimari Burnett-NSC	2	2	2	1.0
Ezra Ausar-Partner	2	2	2	1.0
37. Ven-Allen Lubin-Duman	3	2	2	0.7
David Green-ECO	3	2	2	0.7
Jalen Washington-Sales	3	2	2	0.7
Malik Reneau-Rounds	3	2	2	0.7
Riley Kugel-JANI	3	2	2	0.7
Amani Lyles-JANI	3	2	2	0.7
Josh Dix-PSC	3	2	2	0.7
Quadir Copeland-ECO	3	2	2	0.7
Javontae Campbell-Partner	3	2	2	0.7
Nick Townsend-Rounds	3	2	2	0.7
Tre Carroll-PSC	3	2	2	0.7
Mark Mitchell-Duman	3	2	2	0.7
Tavari Johnson-PSC	3	2	2	0.7
Zach Cleveland-Partner	3	2	2	0.7
51. Rienk Mast-PSC	3	1	1	0.3
Jaxon Kohler-NSC	3	1	1	0.3
Corey Stephenson-NSC	3	1	1	0.3
Kowacie Reeves,Jr.-Rounds	3	1	1	0.3
Tre White-JANI	3	1	1	0.3
Devin McGlockton-ECO	3	1	1	0.3
Felix Okpara-NSC	3	1	1	0.3

<b>BLOCKS</b>				
	CI	G	No.	Avg/G
1. Wyatt Fricks-ECO	3	10	10	3.3
2. Izaiyah Nelson-ECO	3	6	6	2.0
Felix Okpara-NSC	3	6	6	2.0
4. Zach Cleveland-Partner	3	4	4	1.3
Tobi Lawal-Sales	3	4	4	1.3
Devin McGlockton-ECO	3	4	4	1.3
7. Tre Carroll-PSC	3	3	3	1.0
Malik Reneau-Rounds	3	3	3	1.0
Jalen Washington-Sales	3	3	3	1.0
Rafael Castro-Sales	3	3	3	1.0
Ernest Udeh, Jr.-PSC	3	3	3	1.0
Rashaun Agee-Partner	3	3	3	1.0
Nimari Burnett-NSC	2	2	2	1.0
14. Malik Dia-JANI	3	2	2	0.7
David Green-ECO	3	2	2	0.7
Tre'Von Spillers-JANI	3	2	2	0.7
Javontae Campbell-Partner	3	2	2	0.7
Melvin Council, Jr.-PSC	3	2	2	0.7
Peter Suder-Partner	3	2	2	0.7
Tre White-JANI	3	2	2	0.7
Robert McCray, V-Rounds	3	2	2	0.7
Bryce Harris-Partner	3	2	2	0.7
Lajae Jones-PSC	3	2	2	0.7
Ven-Allen Lubin-Duman	3	2	2	0.7
25. Duke Brennan-Rounds	2	1	1	0.5
26. Jordan Riley-Duman	3	1	1	0.3
Robbie Avila-Duman	3	1	1	0.3
Anthony Roy-Duman	3	1	1	0.3
Corey Camper, Jr.-Sales	3	1	1	0.3
Jaden Henley-Sales	3	1	1	0.3
Donovan Atwell-Rounds	3	1	1	0.3
J'Vonne Hadley-PSC	3	1	1	0.3
Kowacie Reeves,Jr.-Rounds	3	1	1	0.3
Rienk Mast-PSC	3	1	1	0.3
Tavari Johnson-PSC	3	1	1	0.3
Mark Mitchell-Duman	3	1	1	0.3
Cade Tyson-Sales	3	1	1	0.3
Trey Kaufman-Renn-NSC	3	1	1	0.3
Chase Ross-JANI	3	1	1	0.3
Riley Kugel-JANI	3	1	1	0.3
Seth Trimble-NSC	3	1	1	0.3

**2026 Portsmouth Invitational - FINAL**  
**INDIVIDUAL BASKETBALL STATISTICS SUMMARY**  
 Through games of Apr 18, 2008 (All games)

FIELD GOAL PERCENTAGE					CI	G	FGM	FGA	Pct.	ASSISTS			
										CI	G	No.	Avg/G
1.	Ezra Ausar-Partner				2	6	8	.750	1.	Kylan Boswell-Rounds	3	31	10.3
2.	Rashaun Agee-Partner				3	18	26	.692	2.	Quadir Copeland-ECO	3	23	7.7
3.	Rafael Castro-Sales				3	11	16	.688	3.	Melvin Council, Jr.-PSC	3	19	6.3
4.	Malik Reneau-Rounds				3	22	33	.667	4.	Tre Donaldson-JANI	3	15	5.0
	Solomon Washington-Duman				3	10	15	.667	5.	Themus Fulks-NSC	3	13	4.3
	Zach Cleveland-Partner				3	8	12	.667		Boopie Miller-Duman	3	13	4.3
7.	J'Vonne Hadley-PSC				3	9	14	.643		Meechie Johnson-Sales	3	13	4.3
	Ernest Udeh, Jr.-PSC				3	9	14	.643	8.	Nick Townsend-Rounds	3	12	4.0
9.	Trey Kaufman-Renn-NSC				3	20	33	.606	9.	Nate Johnson-NSC	3	11	3.7
10.	Izaiyah Nelson-ECO				3	13	22	.591		Chase Ross-JANI	3	11	3.7
11.	Tavari Johnson-PSC				3	10	17	.588	11.	Xaivian Lee-Duman	2	7	3.5
12.	Chase Ross-JANI				3	14	24	.583	12.	Trey Kaufman-Renn-NSC	3	10	3.3
13.	Felix Okpara-NSC				3	11	19	.579		Peter Suder-Partner	3	10	3.3
14.	Duke Brennan-Rounds				2	8	14	.571	14.	Robert McCray, V-Rounds	3	9	3.0
15.	Kowacie Reeves, Jr.-Rounds				3	25	44	.568		Jordan Riley-Duman	3	9	3.0
16.	Nick Townsend-Rounds				3	11	20	.550		Max Mackinnon-Partner	3	9	3.0
17.	Malik Dia-JANI				3	17	31	.548		Javontae Campbell-Partner	3	9	3.0
18.	AJ Storr-ECO				3	23	42	.548		Tamin Lipsey-Sales	3	9	3.0
19.	Seth Trimble-NSC				3	18	33	.545		AJ Storr-ECO	3	9	3.0
20.	Corey Camper, Jr.-Sales				3	14	27	.519	20.	Tre White-JANI	3	6	2.0
21.	Devin McGlockton-ECO				3	9	18	.500		Carson Cooper-Partner	3	6	2.0
	Amani Lyles-JANI				3	8	16	.500		Mark Mitchell-Duman	3	6	2.0
23.	Tobi Lawal-Sales				3	14	29	.483		Robbie Avila-Duman	3	6	2.0
24.	Lajae Jones-PSC				3	12	25	.480		Bryce Harris-Partner	3	6	2.0
	Quadir Copeland-ECO				3	12	25	.480		Seth Trimble-NSC	3	6	2.0
26.	Jalen Washington-Sales				3	11	23	.478		Rashaun Agee-Partner	3	6	2.0
27.	Xaivian Lee-Duman				2	10	21	.476		John Camden-Rounds	3	6	2.0
28.	Nimari Burnett-NSC				2	8	17	.471		Moe Odum-ECO	3	6	2.0
29.	Jaden Henley-Sales				3	15	32	.469		Nimari Burnett-NSC	2	4	2.0
30.	Peter Suder-Partner				3	14	30	.467	30.	J'Vonne Hadley-PSC	3	5	1.7
31.	Riley Kugel-JANI				3	12	26	.462		Corey Camper, Jr.-Sales	3	5	1.7
	Mark Mitchell-Duman				3	12	26	.462		Jaden Henley-Sales	3	5	1.7
	Cade Tyson-Sales				3	12	26	.462		Jaylin Sellers-ECO	3	5	1.7
34.	Melvin Council, Jr.-PSC				3	21	46	.457		Donovan Atwell-Rounds	3	5	1.7
35.	Jordan Riley-Duman				3	15	33	.455		David Green-ECO	3	5	1.7
36.	Tre Donaldson-JANI				3	14	31	.452		Josh Dix-PSC	3	5	1.7
37.	Javontae Campbell-Partner				3	9	20	.450		Tavari Johnson-PSC	3	5	1.7
38.	Corey Stephenson-NSC				3	8	18	.444		Anthony Roy-Duman	3	5	1.7
39.	Carson Cooper-Partner				3	10	23	.435		Jalen Washington-Sales	3	5	1.7
	Tre'Von Spillers-JANI				3	10	23	.435	40.	Devin McGlockton-ECO	3	4	1.3
41.	Tre Carroll-PSC				3	16	37	.432		Zach Cleveland-Partner	3	4	1.3
	Donovan Atwell-Rounds				3	16	37	.432		Cade Tyson-Sales	3	4	1.3
43.	Kylan Boswell-Rounds				3	12	28	.429		Riley Kugel-JANI	3	4	1.3
44.	Wyatt Fricks-ECO				3	16	38	.421		Izaiyah Nelson-ECO	3	4	1.3
	Robert McCray, V-Rounds				3	8	19	.421		Ven-Allen Lubin-Duman	3	4	1.3
46.	Nate Johnson-NSC				3	12	29	.414		Nijel Pack-JANI	3	4	1.3
47.	Jaxon Kohler-NSC				3	11	27	.407		Rienk Mast-PSC	3	4	1.3
48.	Bryce Harris-Partner				3	12	30	.400	48.	Rafael Castro-Sales	3	3	1.0
	Ven-Allen Lubin-Duman				3	10	25	.400		Amani Lyles-JANI	3	3	1.0
	David Green-ECO				3	10	25	.400		Kowacie Reeves, Jr.-Rounds	3	3	1.0
51.	Boopie Miller-Duman				3	15	38	.395		Tre Carroll-PSC	3	3	1.0
52.	Nijel Pack-JANI				3	9	23	.391		Tobi Lawal-Sales	3	3	1.0
53.	Jaylin Sellers-ECO				3	12	31	.387		Ernest Udeh, Jr.-PSC	3	3	1.0
54.	John Camden-Rounds				3	10	26	.385		Solomon Washington-Duman	3	3	1.0
55.	Tamin Lipsey-Sales				3	6	16	.375	55.	Malik Reneau-Rounds	3	2	0.7
56.	Anthony Roy-Duman				3	19	51	.373		Lajae Jones-PSC	3	2	0.7
57.	Rienk Mast-PSC				3	10	28	.357		Corey Stephenson-NSC	3	2	0.7
58.	Moe Odum-ECO				3	10	29	.345		Wyatt Fricks-ECO	3	2	0.7
59.	Themus Fulks-NSC				3	7	22	.318	59.	Ezra Ausar-Partner	2	1	0.5
60.	Robbie Avila-Duman				3	6	19	.316	60.	Felix Okpara-NSC	3	1	0.3
61.	Tre White-JANI				3	10	32	.313		Tre'Von Spillers-JANI	3	1	0.3
62.	Josh Dix-PSC				3	7	24	.292					
63.	Max Mackinnon-Partner				3	9	32	.281					

**2026 Portsmouth Invitational - FINAL**  
**INDIVIDUAL BASKETBALL STATISTICS SUMMARY**  
**Through games of Apr 18, 2008 (All games)**

	3-PT GOAL PERCENTAGE	Cl	G	3FG	FGA	Pct.
1.	Zach Cleveland-Partner		3	1	1	1.000
2.	Tavari Johnson-PSC		3	6	11	.545
3.	Nijel Pack-JANI		3	6	12	.500
	J'Vonne Hadley-PSC		3	3	6	.500
5.	Kowacie Reeves,Jr.-Rounds		3	9	21	.429
6.	Tobi Lawal-Sales		3	5	12	.417
7.	Donovan Atwell-Rounds		3	13	32	.406
8.	Nimari Burnett-NSC		2	4	10	.400
	Robert McCray, V-Rounds		3	4	10	.400
	Riley Kugel-JANI		3	4	10	.400
	Jalen Washington-Sales		3	2	5	.400
	Carson Cooper-Partner		3	2	5	.400
	Solomon Washington-Duman		3	2	5	.400
14.	Cade Tyson-Sales		3	5	13	.385
15.	Tre'Von Spillers-JANI		3	3	8	.375
16.	Anthony Roy-Duman		3	12	33	.364
17.	Peter Suder-Partner		3	6	17	.353
18.	Wyatt Fricks-ECO		3	10	29	.345
19.	AJ Storr-ECO		3	5	15	.333
	Tre Carroll-PSC		3	5	15	.333
	Quadir Copeland-ECO		3	4	12	.333
	Boopie Miller-Duman		3	4	12	.333
	Seth Trimble-NSC		3	3	9	.333
	Devin McGlockton-ECO		3	3	9	.333
	Xaivian Lee-Duman		2	3	9	.333
	Nick Townsend-Rounds		3	2	6	.333
	Jordan Riley-Duman		3	2	6	.333
28.	Moe Odum-ECO		3	5	16	.313
29.	Nate Johnson-NSC		3	4	13	.308
	Jaxon Kohler-NSC		3	4	13	.308
31.	John Camden-Rounds		3	6	20	.300
32.	Rienk Mast-PSC		3	4	14	.286
	Trey Kaufman-Renn-NSC		3	2	7	.286
34.	Jaden Henley-Sales		3	3	11	.273
	David Green-ECO		3	3	11	.273
36.	Robbie Avila-Duman		3	4	15	.267
37.	Lajae Jones-PSC		3	3	12	.250
	Melvin Council, Jr.-PSC		3	2	8	.250
	Malik Reneau-Rounds		3	1	4	.250
40.	Josh Dix-PSC		3	4	17	.235
41.	Bryce Harris-Partner		3	2	9	.222
42.	Jaylin Sellers-ECO		3	3	16	.188
43.	Corey Camper, Jr.-Sales		3	2	11	.182
44.	Tre White-JANI		3	2	12	.167
	Chase Ross-JANI		3	1	6	.167
	Rashaun Agee-Partner		3	1	6	.167
	Mark Mitchell-Duman		3	1	6	.167
48.	Meechie Johnson-Sales		3	2	13	.154
49.	Max Mackinnon-Partner		3	2	14	.143
	Tre Donaldson-JANI		3	1	7	.143
51.	Tamin Lipsey-Sales		3	1	8	.125
52.	Kylan Boswell-Rounds		3	1	10	.100

	FREE THROW PCT	Cl	G	FTM	FTA	Pct.
1.	Jaden Henley-Sales		3	13	13	1.000
	Tre White-JANI		3	10	10	1.000
	Trey Kaufman-Renn-NSC		3	10	10	1.000
	Bryce Harris-Partner		3	10	10	1.000
	Jaylin Sellers-ECO		3	10	10	1.000
	Max Mackinnon-Partner		3	9	9	1.000
	Nimari Burnett-NSC		2	6	6	1.000
	Cade Tyson-Sales		3	6	6	1.000
	Seth Trimble-NSC		3	3	3	1.000
	Donovan Atwell-Rounds		3	3	3	1.000
	Nijel Pack-JANI		3	3	3	1.000
	Jaxon Kohler-NSC		3	2	2	1.000
	Rafael Castro-Sales		3	2	2	1.000
	Robbie Avila-Duman		3	2	2	1.000
	Devin McGlockton-ECO		3	2	2	1.000
	David Green-ECO		3	1	1	1.000
17.	Melvin Council, Jr.-PSC		3	14	15	.933
18.	Ezra Ausar-Partner		2	13	14	.929
19.	Themus Fulks-NSC		3	10	11	.909
	Kylan Boswell-Rounds		3	10	11	.909
21.	Anthony Roy-Duman		3	18	20	.900
	Ven-Allen Lubin-Duman		3	9	10	.900
23.	Mark Mitchell-Duman		3	8	9	.889
24.	Meechie Johnson-Sales		3	14	16	.875
25.	Boopie Miller-Duman		3	6	7	.857
26.	Malik Reneau-Rounds		3	10	12	.833
	Xaivian Lee-Duman		2	10	12	.833
	Malik Dia-JANI		3	10	12	.833
	Izaiyah Nelson-ECO		3	5	6	.833
30.	Rashaun Agee-Partner		3	9	11	.818
31.	Carson Cooper-Partner		3	8	10	.800
	Tre Donaldson-JANI		3	4	5	.800
33.	Kowacie Reeves,Jr.-Rounds		3	10	13	.769
34.	Riley Kugel-JANI		3	9	12	.750
	Lajae Jones-PSC		3	6	8	.750
	Solomon Washington-Duman		3	6	8	.750
	AJ Storr-ECO		3	6	8	.750
	J'Vonne Hadley-PSC		3	6	8	.750
	John Camden-Rounds		3	6	8	.750
	Moe Odum-ECO		3	3	4	.750
	Quadir Copeland-ECO		3	3	4	.750
42.	Chase Ross-JANI		3	8	11	.727
43.	Jalen Washington-Sales		3	10	14	.714
	Amani Lyles-JANI		3	5	7	.714
45.	Tobi Lawal-Sales		3	7	10	.700
46.	Tre Carroll-PSC		3	8	12	.667
	Nate Johnson-NSC		3	4	6	.667
	Zach Cleveland-Partner		3	4	6	.667
	Tre'Von Spillers-JANI		3	2	3	.667
50.	Peter Suder-Partner		3	15	23	.652
51.	Ernest Udeh, Jr.-PSC		3	5	8	.625
	Robert McCray, V-Rounds		3	5	8	.625
	Corey Stephenson-NSC		3	5	8	.625
54.	Nick Townsend-Rounds		3	6	10	.600
55.	Javontae Campbell-Partner		3	8	14	.571
	Duke Brennan-Rounds		2	4	7	.571
57.	Felix Okpara-NSC		3	4	8	.500
	Corey Camper, Jr.-Sales		3	2	4	.500
	Wyatt Fricks-ECO		3	1	2	.500
60.	Jordan Riley-Duman		3	1	3	.333

Official Basketball Box Score -- Game Totals -- Final Statistics  
**Sales Systems, Ltd. vs Portsmouth Sports Club**  
**04/15/26 6 pm at Portsmouth, Va. - 2026 PIT Tournament**

**Sales Systems, Ltd. 75**

##	Player	*	Total		3-Ptr	Rebounds			PF	TP	A	TO	Blk	Stl	Min
			FG-FGA	FG-FGA	FT-FTA	Off	Def	Tot							
10	Tamin Lipsey	*	3-5	0-2	0-0	2	3	5	2	6	3	1	0	0	25
22	Jaden Henley	*	5-12	2-6	6-6	1	3	4	4	18	3	3	0	6	28
23	Cade Tyson	*	1-8	1-7	2-2	0	3	3	2	5	3	2	0	1	26
30	Rafael Castro	*	4-6	0-0	2-2	0	2	2	1	10	0	1	0	0	19
32	Tobi Lawal	*	6-11	0-3	4-4	2	3	5	5	16	0	3	1	2	30
12	Meechie Johnson		2-8	2-6	2-4	0	3	3	1	8	5	1	0	2	28
20	Corey Camper, Jr.		2-6	0-2	0-0	0	4	4	1	4	2	2	0	2	23
40	Jalen Washington		3-7	0-1	2-4	1	3	4	3	8	0	0	1	2	21
Team						2	1	3							
<b>Totals</b>			<b>26-63</b>	<b>5-27</b>	<b>18-22</b>	<b>8</b>	<b>25</b>	<b>33</b>	<b>19</b>	<b>75</b>	<b>16</b>	<b>13</b>	<b>2</b>	<b>15</b>	<b>200</b>

1st - FG %: 5-12 41.7%    2nd: 6-18 33.3%    3rd: 6-17 35.3%    4th: 9-16 56.3%    Game: 26-63 41.3%    Deadball  
 3FG %: 0-4 0.0%       2-7 28.6%       2-11 18.2%       1-5 20.0%       5-27 18.5%       Rebounds  
 FT %: 8-8 100.0%       5-8 62.5%       2-2 100.0%       3-4 75.0%       18-22 81.8%       3

**Portsmouth Sports Club 78**

##	Player	*	Total		3-Ptr	Rebounds			PF	TP	A	TO	Blk	Stl	Min
			FG-FGA	FG-FGA	FT-FTA	Off	Def	Tot							
12	Melvin Council, Jr.	*	7-13	0-0	6-7	0	3	3	1	20	4	5	0	1	30
22	J'Vonne Hadley	*	5-7	2-3	3-4	1	10	11	2	15	0	2	0	0	28
23	Lajae Jones	*	0-5	0-3	1-2	1	5	6	1	1	0	2	1	0	21
30	Tre Carroll	*	8-15	3-4	3-4	4	1	5	4	22	1	4	0	0	32
40	Ernest Udeh, Jr.	*	4-4	0-0	2-3	1	5	6	4	10	2	0	0	0	23
10	Tavari Johnson		0-1	0-0	0-0	0	1	1	2	0	2	2	0	1	18
20	Josh Dix		1-8	0-6	0-0	1	1	2	3	2	2	1	0	2	21
32	Rienk Mast		3-8	2-5	0-0	1	1	2	2	8	3	5	0	1	27
Team						2	3	5							
<b>Totals</b>			<b>28-61</b>	<b>7-21</b>	<b>15-20</b>	<b>11</b>	<b>30</b>	<b>41</b>	<b>19</b>	<b>78</b>	<b>14</b>	<b>21</b>	<b>1</b>	<b>5</b>	<b>200</b>

1st - FG %: 5-14 35.7%    2nd: 6-15 40.0%    3rd: 10-16 62.5%    4th: 7-16 43.8%    Game: 28-61 45.9%    Deadball  
 3FG %: 2-7 28.6%       2-6 33.3%       3-5 60.0%       0-3 0.0%       7-21 33.3%       Rebounds  
 FT %: 2-4 50.0%       0-1 0.0%       3-3 100.0%       10-12 83.3%       15-20 75.0%       2

Officials: Gina Cross, Tyler Mirkovich, Ken Jones  
 Technical fouls: Sales Systems, Ltd.-None. Portsmouth Sports Club-None.  
 Attendance:

Score by periods	1st	2nd	3rd	4th	Total
Sales Systems, Ltd.	18	19	16	22	<b>75</b>
Portsmouth Sports Club	14	14	26	24	<b>78</b>

Official Basketball Box Score -- Game Totals -- Final Statistics

Round's Landscaping vs Jani-King

04/15/26 8 pm at Portsmouth, Va. - 2026 PIT

Round's Landscaping 92

#	Player	Total			3-Ptr			Rebounds			PF	TP	A	TO	Blk	Stl	Min
		FG	FGA	FT	FTA	FG	FGA	FT	FTA	Off							
12	Robert McCray, V	1	5	0	2	2	4	1	1	2	3	4	0	4	0	2	20
21	Kylan Boswell	6	10	2	5	7	8	0	3	3	1	21	8	3	0	4	27
23	Kowacie Reeves, Jr.	4	13	4	8	2	4	0	4	4	3	14	3	2	0	0	33
32	Malik Reneau	5	8	0	2	0	0	3	4	7	6	10	1	2	2	1	20
40	Duke Brennan	3	3	0	0	4	7	1	6	7	3	10	0	2	1	0	24
20	Donovan Atwell	4	14	4	13	3	3	1	1	2	2	15	1	2	0	0	31
30	Nick Townsend	3	5	1	3	0	2	1	5	6	1	7	2	2	0	0	21
31	John Camden	2	7	2	6	5	6	2	0	2	4	11	0	2	0	2	24
Team								3	3	6				2			
Totals		28	65	13	39	23	34	12	27	39	23	92	15	21	3	9	200

1st - FG %: 6-18 33.3%    2nd: 8-12 66.7%    3rd: 8-21 38.1%    4th: 6-14 42.9%    Game: 28-65 43.1%    Deadball  
 3FG %: 2-11 18.2%    7-11 63.6%    1-8 12.5%    3-9 33.3%    13-39 33.3%    Rebounds  
 FT %: 5-8 62.5%    6-9 66.7%    2-3 66.7%    10-14 71.4%    23-34 67.6%    6

Jani-King 97

#	Player	Total			3-Ptr			Rebounds			PF	TP	A	TO	Blk	Stl	Min
		FG	FGA	FT	FTA	FG	FGA	FT	FTA	Off							
12	Tre Donaldson	4	9	0	2	4	5	0	1	1	4	12	8	1	0	0	25
20	Chase Ross	4	5	0	0	3	4	0	3	3	4	11	2	4	1	2	27
22	Tre White	4	9	0	1	6	6	0	8	8	2	14	2	2	1	1	27
23	Tre'Von Spillers	4	9	0	0	2	3	1	1	2	3	10	0	2	1	1	30
40	Malik Dia	6	11	0	3	8	9	2	8	10	1	20	0	2	0	1	28
10	Nijel Pack	2	4	1	3	2	2	0	1	1	2	7	2	2	0	3	21
21	Riley Kugel	5	8	2	3	3	4	0	2	2	3	15	1	1	0	1	21
32	Amani Lyles	3	5	0	2	2	3	0	3	3	4	8	2	2	0	1	21
Team								1	3	4							
Totals		32	60	3	14	30	36	4	30	34	23	97	17	16	3	10	200

1st - FG %: 10-16 62.5%    2nd: 9-17 52.9%    3rd: 7-14 50.0%    4th: 6-13 46.2%    Game: 32-60 53.3%    Deadball  
 3FG %: 1-4 25.0%    2-6 33.3%    0-2 0.0%    0-2 0.0%    3-14 21.4%    Rebounds  
 FT %: 5-6 83.3%    5-6 83.3%    3-5 60.0%    17-19 89.5%    30-36 83.3%    3

Officials: Cat Chang, Sarah Williams, Kelly Broomfield  
 Technical fouls: Round's Landscaping-None. Jani-King-None.  
 Attendance:

Score by periods	1st	2nd	3rd	4th	Total
Round's Landscaping	19	29	19	25	92
Jani-King	26	25	17	29	97

Official Basketball Box Score -- Game Totals -- Final Statistics  
**Round's Landscaping vs Sales Systems, Ltd.**  
**04/16/26 3:30 pm at Portsmouth, Va. - 2026 PIT**

**Round's Landscaping 90**

##	Player	Total			3-Ptr			Rebounds			PF	TP	A	TO	Blk	Stl	Min
		FG-FGA	FG-FGA	FT-FTA	FG-FGA	FG-FGA	FT-FTA	Off	Def	Tot							
20	Donovan Atwell	5-13	3-10	0-0	0	1	1	5	13	1	0	0	0	0	28		
21	Kylan Boswell	2-7	0-3	0-0	1	2	3	3	4	10	0	0	1	28			
30	Nick Townsend	4-8	0-0	4-6	5	5	10	1	12	6	2	0	1	31			
31	John Camden	3-6	2-4	0-0	0	0	0	1	8	1	1	0	3	25			
32	Malik Reneau	10-17	0-0	1-2	4	2	6	3	21	0	2	0	1	22			
12	Robert McCray, V	0-2	0-2	1-2	0	2	2	5	1	6	6	0	2	20			
23	Kowacie Reeves, Jr.	8-13	2-6	3-4	1	1	2	2	21	0	0	0	0	27			
40	Duke Brennan	5-11	0-0	0-0	3	10	13	2	10	0	1	0	0	19			
Team					0	3	3										
<b>Totals</b>		<b>37-77</b>	<b>7-25</b>	<b>9-14</b>	<b>14</b>	<b>26</b>	<b>40</b>	<b>22</b>	<b>90</b>	<b>24</b>	<b>12</b>	<b>0</b>	<b>8</b>	<b>200</b>			

1st - FG %: 7-18 38.9%    2nd: 7-20 35.0%    3rd: 10-21 47.6%    4th: 13-18 72.2%    Game: 37-77 48.1%    Deadball  
 3FG %: 2-7 28.6%    2-7 28.6%    0-6 0.0%    3-5 60.0%    7-25 28.0%    Rebounds  
 FT %: 3-5 60.0%    2-2 100.0%    0-1 0.0%    4-6 66.7%    9-14 64.3%    4

**Sales Systems, Ltd. 94**

##	Player	Total			3-Ptr			Rebounds			PF	TP	A	TO	Blk	Stl	Min
		FG-FGA	FG-FGA	FT-FTA	FG-FGA	FG-FGA	FT-FTA	Off	Def	Tot							
12	Meechie Johnson	2-8	0-4	8-8	0	1	1	3	12	4	0	0	1	30			
20	Corey Camper, Jr.	6-12	2-6	0-2	2	3	5	2	14	1	3	0	1	29			
22	Jaden Henley	6-10	1-3	6-6	0	4	4	2	19	1	0	0	0	23			
32	Tobi Lawal	7-12	4-6	1-2	0	5	5	4	19	1	1	2	0	30			
40	Jalen Washington	5-8	0-1	4-4	2	2	4	3	14	3	4	1	0	22			
10	Tamin Lipsey	1-2	0-0	0-0	0	1	1	2	2	4	3	0	2	25			
23	Cade Tyson	1-5	1-1	3-3	0	2	2	1	6	1	1	1	2	20			
30	Rafael Castro	4-5	0-0	0-0	1	7	8	2	8	1	1	3	0	21			
Team					0	2	2										
<b>Totals</b>		<b>32-62</b>	<b>8-21</b>	<b>22-25</b>	<b>5</b>	<b>27</b>	<b>32</b>	<b>19</b>	<b>94</b>	<b>16</b>	<b>13</b>	<b>7</b>	<b>6</b>	<b>200</b>			

1st - FG %: 7-16 43.8%    2nd: 11-16 68.8%    3rd: 7-17 41.2%    4th: 7-13 53.8%    Game: 32-62 51.6%    Deadball  
 3FG %: 1-6 16.7%    2-3 66.7%    2-7 28.6%    3-5 60.0%    8-21 38.1%    Rebounds  
 FT %: 5-5 100.0%    6-6 100.0%    6-6 100.0%    5-8 62.5%    22-25 88.0%    2

Officials: Agon Abazi, Bianca Burns, Leah Lanie  
 Technical fouls: Round's Landscaping-None. Sales Systems, Ltd.-None.  
 Attendance:

Score by periods	1st	2nd	3rd	4th	Total
Round's Landscaping	19	18	20	33	<b>90</b>
Sales Systems, Ltd.	20	30	22	22	<b>94</b>

Official Basketball Box Score -- Game Totals -- Final Statistics  
**Portsmouth Partnership vs Norfolk Sports Club**  
**04/16/26 6 pm at Portsmouth, Va. - 2026 PIT**

**Portsmouth Partnership 77**

#	Player	Total			3-Ptr			Rebounds			PF	TP	A	TO	Blk	Stl	Min
		FG-FGA	FG-FGA	FT-FTA	FG-FGA	FG-FGA	FT-FTA	Off	Def	Tot							
12	Javontae Campbell	0-4	0-2	2-4	0	1	1	3	2	1	4	0	1	19			
21	Bryce Harris	4-10	1-3	2-2	1	3	4	2	11	1	0	2	3	27			
23	Max Mackinnon	4-12	0-4	6-6	1	6	7	2	14	1	4	0	1	30			
31	Rashaun Agee	2-4	0-1	0-1	1	1	2	3	4	1	3	1	2	25			
32	Carson Cooper	1-4	0-0	4-5	1	6	7	3	6	2	0	0	0	23			
22	Peter Suder	7-15	3-7	7-11	1	1	2	2	24	2	1	1	2	30			
30	Zach Cleveland	0-0	0-0	3-4	1	4	5	0	3	1	1	0	0	23			
40	Ezra Ausar	2-4	0-0	9-10	0	2	2	5	13	1	3	0	2	23			
<b>Team</b>					4	3	7										
<b>Totals</b>		<b>20-53</b>	<b>4-17</b>	<b>33-43</b>	<b>10</b>	<b>27</b>	<b>37</b>	<b>20</b>	<b>77</b>	<b>10</b>	<b>16</b>	<b>4</b>	<b>11</b>	<b>200</b>			

1st - FG %:	5-12	41.7%	2nd	3-13	23.1%	3rd	5-15	33.3%	4th	7-13	53.8%	Game	20-53	37.7%	Deadball
3FG %:	0-3	0.0%		1-4	25.0%		2-5	40.0%		1-5	20.0%		4-17	23.5%	Rebounds
FT %:	7-10	70.0%		10-12	83.3%		11-13	84.6%		5-8	62.5%		33-43	76.7%	4

**Norfolk Sports Club 73**

#	Player	Total			3-Ptr			Rebounds			PF	TP	A	TO	Blk	Stl	Min
		FG-FGA	FG-FGA	FT-FTA	FG-FGA	FG-FGA	FT-FTA	Off	Def	Tot							
12	Themus Flks	4-14	0-3	4-4	0	1	1	4	12	6	5	0	3	29			
21	Seth Trimble	4-7	0-1	1-1	0	2	2	3	9	0	3	0	0	27			
22	Nimari Burnett	4-8	1-5	2-2	2	4	6	4	11	1	3	0	1	31			
32	Trey Kaufman-Renn	7-12	1-3	4-4	3	5	8	4	19	3	1	0	0	32			
40	Felix Okpara	2-2	0-0	1-2	1	3	4	6	5	0	1	4	1	19			
23	Nate Johnson	4-10	1-4	0-0	1	2	3	3	9	2	3	0	4	20			
30	Jaxon Kohler	2-5	1-3	0-0	0	8	8	6	5	0	2	0	0	20			
31	Corey Stephenson	1-4	0-1	1-2	2	1	3	3	3	2	2	0	0	22			
<b>Team</b>					0	3	3										
<b>Totals</b>		<b>28-62</b>	<b>4-20</b>	<b>13-15</b>	<b>9</b>	<b>29</b>	<b>38</b>	<b>33</b>	<b>73</b>	<b>14</b>	<b>20</b>	<b>4</b>	<b>9</b>	<b>200</b>			

1st - FG %:	9-15	60.0%	2nd	6-15	40.0%	3rd	5-14	35.7%	4th	8-18	44.4%	Game	28-62	45.2%	Deadball
3FG %:	1-4	25.0%		2-8	25.0%		0-4	0.0%		1-4	25.0%		4-20	20.0%	Rebounds
FT %:	3-4	75.0%		3-3	100.0%		7-8	87.5%		0-0	0.0%		13-15	86.7%	0

Officials: Toni Patillo, Gerda Gatling, RJ Johnson  
 Technical fouls: Portsmouth Partnership-None. Norfolk Sports Club-Felix Okpara.  
 Attendance:

Score by periods	1st	2nd	3rd	4th	Total
Portsmouth Partnership	17	17	23	20	<b>77</b>
Norfolk Sports Club	22	17	17	17	<b>73</b>

Official Basketball Box Score -- Game Totals -- Final Statistics  
 Portsmouth Eco. Development vs Mike Duman, Inc.  
 04/16/26 8 pm at Portsmouth, Va. - 2026 PIT

**Portsmouth Eco. Development 95**

##	Player	Total			3-Ptr			Rebounds			PF	TP	A	TO	Blk	Stl	Min
		FG	FGA	FT	FTA	FG	FGA	FT	FTA	Off							
21	Quadir Copeland	5	9	2	2	2	5	0	3	3	5	14	10	5	0	1	32
22	AJ Storr	6	13	0	0	0	4	0	4	4	3	12	3	2	0	1	26
23	David Green	5	11	1	1	1	4	1	6	7	3	12	4	1	2	0	29
30	Wyatt Fricks	9	17	5	0	0	13	1	4	5	5	23	1	1	5	0	30
31	Devin McGlockton	0	2	0	0	0	0	1	6	7	4	0	0	2	2	0	13
12	Moe Odum	1	9	1	1	2	3	1	2	3	3	4	2	1	0	0	21
20	Jaylin Sellers	6	12	1	4	4	3	0	3	3	1	17	2	1	0	1	23
32	Izaiyah Nelson	6	8	0	1	2	4	2	2	4	4	13	0	1	1	5	26
Team								0	1	1							
<b>Totals</b>		<b>38</b>	<b>81</b>	<b>10</b>	<b>40</b>	<b>9</b>	<b>11</b>	<b>6</b>	<b>31</b>	<b>37</b>	<b>28</b>	<b>95</b>	<b>22</b>	<b>14</b>	<b>10</b>	<b>8</b>	<b>200</b>

1st - FG %: 7-18 38.9%    2nd: 9-19 47.4%    3rd: 11-24 45.8%    4th: 11-20 55.0%    Game: 38-81 46.9%    Deadball  
 3FG %: 2-10 20.0%    2-8 25.0%    2-11 18.2%    4-11 36.4%    10-40 25.0%    Rebounds  
 FT %: 1-2 50.0%    0-0 0.0%    2-3 66.7%    6-6 100.0%    9-11 81.8%    2

**Mike Duman, Inc. 104**

##	Player	Total			3-Ptr			Rebounds			PF	TP	A	TO	Blk	Stl	Min
		FG	FGA	FT	FTA	FG	FGA	FT	FTA	Off							
10	Boopie Miller	4	10	1	3	2	2	2	6	8	5	11	4	5	0	2	28
21	Anthony Roy	4	8	3	6	9	9	2	3	5	1	20	2	3	1	0	28
23	Solomon Washington	4	6	0	1	2	4	2	9	11	2	10	2	3	0	1	23
30	Mark Mitchell	4	11	0	2	4	5	1	2	3	3	12	2	2	0	2	27
40	Ven-Allen Lubin	6	13	0	0	5	5	3	6	9	0	17	1	0	1	0	25
12	Xaivian Lee	7	12	3	7	8	9	1	4	5	2	25	3	1	0	3	28
22	Jordan Riley	2	8	0	2	0	0	1	1	2	2	4	2	1	0	1	21
32	Robbie Avila	1	7	1	6	2	2	0	4	4	2	5	5	4	0	1	20
Team								3	2	5				1			
<b>Totals</b>		<b>32</b>	<b>75</b>	<b>8</b>	<b>27</b>	<b>32</b>	<b>36</b>	<b>15</b>	<b>37</b>	<b>52</b>	<b>17</b>	<b>104</b>	<b>21</b>	<b>20</b>	<b>2</b>	<b>10</b>	<b>200</b>

1st - FG %: 7-21 33.3%    2nd: 8-18 44.4%    3rd: 7-19 36.8%    4th: 10-17 58.8%    Game: 32-75 42.7%    Deadball  
 3FG %: 3-9 33.3%    2-7 28.6%    3-6 50.0%    0-5 0.0%    8-27 29.6%    Rebounds  
 FT %: 8-10 80.0%    5-6 83.3%    10-10 100.0%    9-10 90.0%    32-36 88.9%    1

Officials: Charles Watson, Jason Alabanza, Genesis Perrymond  
 Technical fouls: Portsmouth Eco. Development-None. Mike Duman, Inc.-None.  
 Attendance:

Score by periods	1st	2nd	3rd	4th	Total
Portsmouth Eco. Development	17	20	26	32	<b>95</b>
Mike Duman, Inc.	25	23	27	29	<b>104</b>

Official Basketball Box Score -- Game Totals -- Final Statistics  
 Norfolk Sports Club vs Portsmouth Eco. Development  
 04/17/26 3:30 pm at Portsmouth, Va. - 2026 Portsmouth Inv.

Norfolk Sports Club 94

#	Player	Total			3-Ptr			Rebounds			PF	TP	A	TO	Blk	Stl	Min			
		FG	FGA		FG	FGA		Off	Def	Tot										
22	Nimari Burnett	4	9		3	5		4	4		0	4	4	1	15	3	3	2	1	22
23	Nate Johnson	5	10		2	5		3	5		0	2	2	3	15	2	2	0	0	22
30	Jaxon Kohler	4	11		1	4		0	0		4	6	10	0	9	0	3	0	1	28
31	Corey Stephenson	3	7		0	3		2	4		3	0	3	4	8	0	1	0	1	22
40	Felix Okpara	4	12		0	2		3	6		5	5	10	2	11	1	1	1	0	27
12	Themus Fulks	3	7		0	2		6	7		0	0	0	2	12	3	2	0	0	21
21	Seth Trimble	6	12		1	2		0	0		2	4	6	0	13	1	2	0	2	31
32	Trey Kaufman-Renn	4	10		0	3		3	3		4	2	6	3	11	3	2	0	1	27
Team								5	3	8										
Totals		33	78		7	26		21	29		23	26	49	15	94	13	16	3	6	200

1st - FG %	12-25	48.0%	2nd	7-18	38.9%	3rd	7-18	38.9%	4th	7-17	41.2%	Game	33-78	42.3%	Deadball
3FG %	3-10	30.0%		1-7	14.3%		2-5	40.0%		1-4	25.0%		7-26	26.9%	Rebounds
FT %	3-3	100.0%		3-6	50.0%		9-12	75.0%		6-8	75.0%		21-29	72.4%	5

Portsmouth Eco. Development 91

#	Player	Total			3-Ptr			Rebounds			PF	TP	A	TO	Blk	Stl	Min			
		FG	FGA		FG	FGA		Off	Def	Tot										
20	Jaylin Sellers	3	8		1	5		2	2		0	1	1	4	9	3	1	0	2	23
21	Quadir Copeland	2	5		1	2		1	2		0	3	3	3	6	10	2	0	1	34
23	David Green	2	7		0	3		0	0		1	1	2	0	4	0	1	0	1	18
30	Wyatt Fricks	3	9		3	8		0	0		1	4	5	0	9	1	2	4	0	23
32	Izaiyah Nelson	5	10		0	3		4	4		1	3	4	5	14	2	2	4	1	34
12	Moe Odum	8	13		3	6		0	0		0	0	0	1	19	0	2	0	0	24
22	AJ Storr	9	13		1	4		3	4		3	6	9	2	22	2	4	0	1	28
31	Devin McGlockton	3	5		2	4		0	0		2	3	5	6	8	2	2	1	1	16
Team								2	4	6										
Totals		35	70		11	35		10	12		10	25	35	21	91	20	17	9	7	200

1st - FG %	9-17	52.9%	2nd	9-18	50.0%	3rd	10-18	55.6%	4th	7-17	41.2%	Game	35-70	50.0%	Deadball
3FG %	2-8	25.0%		0-8	0.0%		6-12	50.0%		3-9	33.3%		11-35	31.4%	Rebounds
FT %	1-1	100.0%		0-0	0.0%		9-11	81.8%		0-0	0.0%		10-12	83.3%	1

Officials: Marcy Williams, Kelsey Reynolds, Kelly Bloomfield  
 Technical fouls: Norfolk Sports Club-None. Portsmouth Eco. Development-None.  
 Attendance:

Score by periods	1st	2nd	3rd	4th	Total
Norfolk Sports Club	30	18	25	21	94
Portsmouth Eco. Development	21	18	35	17	91

Official Basketball Box Score -- Game Totals -- Final Statistics

Jani-King vs Portsmouth Sports Club

04/17/26 6 pm at Portsmouth, Va. - 2026 PIT

Jani-King 66

#	Player	*	Total		3-Ptr	Rebounds			PF	TP	A	TO	Blk	Stl	Min
			FG-FGA	FG-FGA	FT-FTA	Off	Def	Tot							
12	Tre Donaldson	*	7-14	1-4	0-0	0	4	4	1	15	4	2	0	3	31
20	Chase Ross	*	4-8	0-2	1-2	0	1	1	0	9	2	0	0	1	20
21	Riley Kugel	*	1-7	0-2	3-4	1	2	3	1	5	2	0	1	0	25
23	TreVon Spillers	*	4-10	3-7	0-0	6	2	8	1	11	0	0	0	1	29
32	Amani Lyles	*	2-8	0-1	0-0	3	3	6	2	4	1	2	0	0	22
10	Nijel Pack		4-11	4-7	0-0	0	1	1	1	12	1	0	0	1	19
22	Tre White		3-12	1-5	0-0	2	8	10	1	7	1	2	1	0	32
40	Malik Dia		1-6	0-2	1-2	1	4	5	2	3	0	6	0	0	22
Team						2	1	3				3			
<b>Totals</b>			<b>26-76</b>	<b>9-30</b>	<b>5-8</b>	<b>15</b>	<b>26</b>	<b>41</b>	<b>9</b>	<b>66</b>	<b>11</b>	<b>15</b>	<b>2</b>	<b>6</b>	<b>200</b>

1st - FG %: 6-19 31.6%    2nd: 6-22 27.3%    3rd: 8-18 44.4%    4th: 6-17 35.3%    Game: 26-76 34.2%    Deadball  
 3FG %: 1-6 16.7%    3-11 27.3%    3-5 60.0%    2-8 25.0%    9-30 30.0%    Rebounds  
 FT %: 0-0 0.0%    0-0 0.0%    3-6 50.0%    2-2 100.0%    5-8 62.5%    2

Portsmouth Sports Club 83

#	Player	*	Total		3-Ptr	Rebounds			PF	TP	A	TO	Blk	Stl	Min
			FG-FGA	FG-FGA	FT-FTA	Off	Def	Tot							
10	Tavari Johnson	*	4-7	2-4	0-0	2	2	4	1	10	2	2	1	0	20
12	Melvin Council, Jr.	*	6-13	2-5	0-0	0	6	6	2	14	10	3	0	3	32
22	J'Vonne Hadley	*	2-5	0-2	0-0	1	5	6	2	4	3	1	0	0	24
30	Tre Carroll	*	5-14	1-5	5-8	2	3	5	0	16	2	2	1	2	32
32	Rienk Mast	*	1-8	0-4	0-0	2	8	10	1	2	0	3	1	0	22
20	Josh Dix		5-9	4-8	0-0	0	2	2	3	14	2	1	0	0	22
23	Lajae Jones		6-9	1-3	2-2	4	2	6	1	15	0	1	1	0	23
40	Ernest Udeh, Jr.		3-5	0-0	2-3	2	7	9	5	8	0	2	1	2	25
Team						1	1	2				1			
<b>Totals</b>			<b>32-70</b>	<b>10-31</b>	<b>9-13</b>	<b>14</b>	<b>36</b>	<b>50</b>	<b>15</b>	<b>83</b>	<b>19</b>	<b>16</b>	<b>5</b>	<b>7</b>	<b>200</b>

1st - FG %: 9-24 37.5%    2nd: 9-15 60.0%    3rd: 7-15 46.7%    4th: 7-16 43.8%    Game: 32-70 45.7%    Deadball  
 3FG %: 1-7 14.3%    4-9 44.4%    5-11 45.5%    0-4 0.0%    10-31 32.3%    Rebounds  
 FT %: 1-2 50.0%    2-4 50.0%    4-5 80.0%    2-2 100.0%    9-13 69.2%    2

Officials: Clare Simmons, Tim Greene, Charles Watson

Technical fouls: Jani-King-None. Portsmouth Sports Club-None.

Attendance:

Score by periods	1st	2nd	3rd	4th	Total
Jani-King	13	15	22	16	66
Portsmouth Sports Club	20	24	23	16	83

Official Basketball Box Score -- Game Totals -- Final Statistics  
**Mike Duman, Inc. vs Portsmouth Partnership**  
**04/17/26 8 pm at Portsmouth, Va. - 2026 Portsmouth Inv.**

**Mike Duman, Inc. 92**

#	Player	Total	3-Ptr	FT-FTA	Rebounds			PF	TP	A	TO	Blk	Stl	Min
		FG-FGA	FG-FGA		Off	Def	Tot							
10	Boopie Miller	3-8	1-3	2-3	0	6	6	3	9	4	1	0	1	27
12	Xaivian Lee	3-9	0-2	2-3	0	1	1	2	8	4	3	0	1	26
23	Solomon Washington	4-5	1-1	4-4	1	5	6	4	13	0	0	0	3	26
30	Mark Mitchell	3-7	0-3	2-2	3	2	5	1	8	1	2	1	0	23
32	Robbie Avila	4-10	2-7	0-0	2	1	3	3	10	1	0	0	1	21
21	Anthony Roy	7-18	4-11	6-7	0	3	3	2	24	1	3	0	2	30
22	Jordan Riley	6-12	1-1	0-0	4	1	5	3	13	2	1	0	1	23
40	Ven-Allen Lubin	3-8	0-1	1-1	4	2	6	3	7	2	0	0	0	24
	Team				2	2	4				2			
	<b>Totals</b>	<b>33-77</b>	<b>9-29</b>	<b>17-20</b>	<b>16</b>	<b>23</b>	<b>39</b>	<b>21</b>	<b>92</b>	<b>15</b>	<b>12</b>	<b>1</b>	<b>9</b>	<b>200</b>

1st - FG %: 8-18 44.4%    2nd: 9-22 40.9%    3rd: 8-19 42.1%    4th: 8-18 44.4%    Game: 33-77 42.9%    Deadball  
 3FG %: 2-8 25.0%       3-8 37.5%       2-7 28.6%       2-6 33.3%       9-29 31.0%       Rebounds  
 FT %: 3-3 100.0%       5-7 71.4%       4-4 100.0%       5-6 83.3%       17-20 85.0%       2

**Portsmouth Partnership 88**

#	Player	Total	3-Ptr	FT-FTA	Rebounds			PF	TP	A	TO	Blk	Stl	Min
		FG-FGA	FG-FGA		Off	Def	Tot							
12	Javontae Campbell	3-4	0-0	3-6	1	3	4	5	9	4	1	1	0	24
21	Bryce Harris	5-13	0-4	6-6	1	3	4	0	16	2	2	0	2	30
30	Zach Cleveland	2-2	0-0	0-0	1	3	4	3	4	0	3	2	0	23
31	Rashaun Agee	6-9	0-3	3-3	5	10	15	3	15	2	5	2	2	30
32	Carson Cooper	5-10	2-3	2-3	1	3	4	0	14	2	0	0	0	27
22	Peter Suder	3-8	0-4	3-5	1	3	4	5	9	5	2	1	1	29
23	Max Mackinnon	3-10	1-5	2-2	0	3	3	0	9	6	1	0	2	24
40	Ezra Ausar	4-4	0-0	4-4	0	1	1	2	12	0	1	0	0	13
	Team				0	0	0				2			
	<b>Totals</b>	<b>31-60</b>	<b>3-19</b>	<b>23-29</b>	<b>10</b>	<b>29</b>	<b>39</b>	<b>18</b>	<b>88</b>	<b>21</b>	<b>17</b>	<b>6</b>	<b>7</b>	<b>200</b>

1st - FG %: 5-10 50.0%    2nd: 8-14 57.1%    3rd: 6-15 40.0%    4th: 12-21 57.1%    Game: 31-60 51.7%    Deadball  
 3FG %: 2-4 50.0%       1-3 33.3%       0-6 0.0%       0-6 0.0%       3-19 15.8%       Rebounds  
 FT %: 10-12 83.3%       1-2 50.0%       8-9 88.9%       4-6 66.7%       23-29 79.3%       2

Officials: Gina Cross, Jason Alabanza, Josh Reed  
 Technical fouls: Mike Duman, Inc.-None. Portsmouth Partnership-None.  
 Attendance:

Score by periods	1st	2nd	3rd	4th	Total
Mike Duman, Inc.	21	26	22	23	<b>92</b>
Portsmouth Partnership	22	18	20	28	<b>88</b>

Official Basketball Box Score -- Game Totals -- Final Statistics  
**Round's Landscaping vs Portsmouth Eco. Development**  
**04/18/26 12:30 pm at Portsmouth, Va. - 2026 Portsmouth Inv.**

**Round's Landscaping 130**

#	Player	Total			3-Ptr			Rebounds			PF	TP	A	TO	Blk	Stl	Min
		FG-FGA	FG-FGA	FT-FTA	FG-FGA	FG-FGA	FT-FTA	Off	Def	Tot							
20	Donovan Atwell	6-9	5-8	0-0				1	4	5	4	17	3	0	1	0	32
21	Kylan Boswell	4-11	0-3	3-3				1	1	2	2	11	13	1	0	4	26
23	Kowacie Reeves, Jr.	13-18	3-7	5-5				2	8	10	0	34	0	2	1	1	35
30	Nick Townsend	4-7	1-3	2-2				3	11	14	1	11	4	1	0	1	30
32	Malik Reneau	7-8	1-2	9-10				0	8	8	1	24	1	1	1	0	26
12	Robert McCray, V	7-12	4-6	2-2				0	4	4	3	20	3	5	2	2	28
31	John Camden	5-13	2-10	1-2				0	2	2	2	13	5	1	0	1	23
	Team							1	0	1							
<b>Totals</b>		<b>46-78</b>	<b>16-39</b>	<b>22-24</b>				<b>8</b>	<b>38</b>	<b>46</b>	<b>13</b>	<b>130</b>	<b>29</b>	<b>11</b>	<b>5</b>	<b>9</b>	<b>200</b>

1st - FG %: 15-25 60.0%    2nd: 13-15 86.7%    3rd: 9-16 56.3%    4th: 9-22 40.9%    Game: 46-78 59.0%    Deadball  
 3FG %: 7-15 46.7%    5-6 83.3%    3-8 37.5%    1-10 10.0%    16-39 41.0%    Rebounds  
 FT %: 0-0 0.0%    9-10 90.0%    6-6 100.0%    7-8 87.5%    22-24 91.7%    1

**Portsmouth Eco. Development 88**

#	Player	Total			3-Ptr			Rebounds			PF	TP	A	TO	Blk	Stl	Min
		FG-FGA	FG-FGA	FT-FTA	FG-FGA	FG-FGA	FT-FTA	Off	Def	Tot							
12	Moe Odum	1-7	1-3	2-2				0	3	3	1	5	4	2	0	0	25
21	Quadir Copeland	5-11	1-5	0-0				1	0	1	3	11	3	3	0	0	21
23	David Green	3-7	2-4	0-0				1	4	5	3	8	1	2	0	1	29
30	Wyatt Fricks	4-12	2-8	1-2				1	1	2	2	11	0	1	1	3	24
32	Izaiyah Nelson	2-4	0-0	0-0				1	2	3	1	4	2	2	1	1	23
20	Jaylin Sellers	3-11	1-5	4-4				0	1	1	3	11	0	2	0	0	22
22	AJ Storr	8-16	4-7	3-4				3	7	10	3	23	4	0	0	1	27
31	Devin McGlockton	6-11	1-5	2-2				2	7	9	1	15	2	2	1	0	29
	Team							2	1	3				1			
<b>Totals</b>		<b>32-79</b>	<b>12-37</b>	<b>12-14</b>				<b>11</b>	<b>26</b>	<b>37</b>	<b>17</b>	<b>88</b>	<b>16</b>	<b>15</b>	<b>3</b>	<b>6</b>	<b>200</b>

1st - FG %: 6-15 40.0%    2nd: 10-20 50.0%    3rd: 7-20 35.0%    4th: 9-24 37.5%    Game: 32-79 40.5%    Deadball  
 3FG %: 2-8 25.0%    3-6 50.0%    2-9 22.2%    5-14 35.7%    12-37 32.4%    Rebounds  
 FT %: 1-2 50.0%    5-6 83.3%    4-4 100.0%    2-2 100.0%    12-14 85.7%    0

Officials: Abazi, Mirkovich, Lanie, Jones

Technical fouls: Round's Landscaping-None. Portsmouth Eco. Development-None.

Attendance:

Score by periods	1st	2nd	3rd	4th	Total
Round's Landscaping	37	40	27	26	130
Portsmouth Eco. Development	15	28	20	25	88

**Official Basketball Box Score -- Game Totals -- Final Statistics**  
**Norfolk Sports Club vs Sales Systems, Ltd.**  
**04/18/26 2:30 pm at Portsmouth, Va. - 2026 Portsmouth Inv.**

**Norfolk Sports Club 84**

#	Player	Total FG-FGA	3-Ptr FG-FGA	FT-FTA	Rebounds			PF	TP	A	TO	Blk	Stl	Min
					Off	Def	Tot							
12	Themus Fulks *	0-1	0-0	0-0	0	1	1	1	0	4	1	0	0	15
23	Nate Johnson *	3-9	1-4	1-1	0	2	2	1	8	7	1	0	5	36
30	Jaxon Kohler *	5-11	2-6	2-2	2	6	8	2	14	0	2	0	0	32
31	Corey Stephenson *	4-7	0-3	2-2	0	0	0	4	10	0	3	0	0	29
32	Trey Kaufman-Renn *	9-11	1-1	3-3	1	1	2	2	22	4	4	1	3	33
21	Seth Trimble	8-14	2-6	2-2	0	5	5	2	20	5	2	1	2	33
40	Felix Okpara	5-5	0-0	0-0	0	7	7	5	10	0	2	1	0	22
	<b>Team</b>				1	0	1				2			
	<b>Totals</b>	<b>34-58</b>	<b>6-20</b>	<b>10-10</b>	<b>4</b>	<b>22</b>	<b>26</b>	<b>17</b>	<b>84</b>	<b>20</b>	<b>17</b>	<b>3</b>	<b>10</b>	<b>200</b>

1st - FG %:	9-15	60.0%	2nd:	10-14	71.4%	3rd:	6-15	40.0%	4th:	9-14	64.3%	Game:	34-58	58.8%	Deadball
3FG %:	2-6	33.3%		3-6	50.0%		1-6	16.7%		0-2	0.0%		6-20	30.0%	Rebounds
FT %:	2-2	100.0%		2-2	100.0%		2-2	100.0%		4-4	100.0%		10-10	100.0%	0

**Sales Systems, Ltd. 81**

#	Player	Total FG-FGA	3-Ptr FG-FGA	FT-FTA	Rebounds			PF	TP	A	TO	Blk	Stl	Min
					Off	Def	Tot							
10	Tamin Lipsey *	2-9	1-6	0-0	0	1	1	1	5	2	0	0	1	23
20	Corey Camper, Jr. *	6-9	0-3	2-2	3	6	9	0	14	2	2	1	0	24
23	Cade Tyson *	10-13	3-5	1-1	1	2	3	2	24	0	3	0	1	25
30	Rafael Castro *	3-5	0-0	0-0	7	3	10	1	6	2	0	0	0	28
40	Jalen Washington *	3-8	2-3	4-6	2	1	3	5	12	2	1	1	0	27
12	Meechie Johnson	1-6	0-3	4-4	0	2	2	4	6	4	3	0	0	27
22	Jaden Henley	4-10	0-2	1-1	1	1	2	3	9	1	1	1	4	21
32	Tobi Lawal	1-6	1-3	2-4	1	2	3	1	5	2	4	1	1	25
	<b>Team</b>				1	2	3							
	<b>Totals</b>	<b>30-66</b>	<b>7-25</b>	<b>14-18</b>	<b>16</b>	<b>20</b>	<b>36</b>	<b>17</b>	<b>81</b>	<b>15</b>	<b>14</b>	<b>4</b>	<b>7</b>	<b>200</b>

1st - FG %:	9-16	56.3%	2nd:	5-17	29.4%	3rd:	11-17	64.7%	4th:	5-16	31.3%	Game:	30-66	45.5%	Deadball
3FG %:	2-7	28.6%		0-3	0.0%		4-6	66.7%		1-9	11.1%		7-25	28.0%	Rebounds
FT %:	3-5	60.0%		7-8	87.5%		4-5	80.0%		0-0	0.0%		14-18	77.8%	2

Officials: Williams, Patillo, Burns, Perrymond, Johnson  
 Technical fouls: Norfolk Sports Club-None. Sales Systems, Ltd.-None.  
 Attendance:

Score by periods	1st	2nd	3rd	4th	Total
Norfolk Sports Club	22	25	15	22	84
Sales Systems, Ltd.	23	17	30	11	81

Official Basketball Box Score -- Game Totals -- Final Statistics  
**Jani-King vs Portsmouth Partnership**  
**04/18/26 5 pm at Portsmouth, Va. - 2026 Portsmouth Inv.**

**Jani-King 93**

##	Player	Total			3-Ptr			Rebounds			PF	TP	A	TO	Blk	Stl	Min
		FG-FGA	FG-FGA	FT-FTA	FG-FGA	FG-FGA	FT-FTA	Off	Def	Tot							
10	Nijel Pack	3-8	1-2	1-1			1	3	4	1	8	1	1	0	2	27	
12	Tre Donaldson	3-8	0-1	0-0			1	1	2	2	6	3	4	0	1	28	
20	Chase Ross	6-11	1-4	4-5			0	7	7	2	17	7	3	0	2	29	
21	Riley Kugel	6-11	2-5	3-4			0	2	2	4	17	1	1	0	1	28	
22	Tre White	3-11	1-6	4-4			0	3	3	4	11	3	2	0	0	32	
23	Tre'Von Spillers	2-4	0-1	0-0			0	1	1	2	4	1	0	1	3	20	
32	Amani Lyles	3-3	0-0	3-4			0	1	1	3	9	0	0	0	1	13	
40	Malik Dia	10-14	0-2	1-1			1	4	5	4	21	0	2	2	3	23	
	Team						4	1	5								
	<b>Totals</b>	<b>36-70</b>	<b>5-21</b>	<b>16-19</b>			<b>7</b>	<b>23</b>	<b>30</b>	<b>22</b>	<b>93</b>	<b>16</b>	<b>13</b>	<b>3</b>	<b>13</b>	<b>200</b>	

1st - FG %:	8-20	40.0%	2nd:	9-19	47.4%	3rd:	7-14	50.0%	4th:	12-17	70.6%	Game:	36-70	51.4%	Deadball
3FG %:	0-3	0.0%		4-8	50.0%		0-5	0.0%		1-5	20.0%		5-21	23.8%	Rebounds
FT %:	4-5	80.0%		2-3	66.7%		8-9	88.9%		2-2	100.0%		16-19	84.2%	1

**Portsmouth Partnership 97**

##	Player	Total			3-Ptr			Rebounds			PF	TP	A	TO	Blk	Stl	Min
		FG-FGA	FG-FGA	FT-FTA	FG-FGA	FG-FGA	FT-FTA	Off	Def	Tot							
12	Javontae Campbell	6-12	0-2	3-4			0	3	3	1	15	4	3	1	1	29	
21	Bryce Harris	3-7	1-2	2-2			1	3	4	3	9	3	3	0	1	33	
22	Peter Suder	4-7	3-6	5-7			0	2	2	2	16	3	1	0	2	29	
23	Max Mackinnon	2-10	1-5	1-1			3	7	10	4	6	2	1	0	1	25	
30	Zach Cleveland	6-10	1-1	1-2			0	3	3	2	14	3	5	2	2	32	
31	Rashaun Agee	10-13	1-2	6-7			6	6	12	0	27	3	3	0	4	31	
32	Carson Cooper	4-9	0-2	2-2			3	4	7	2	10	2	1	0	0	21	
	Team						0	1	1								
	<b>Totals</b>	<b>35-68</b>	<b>7-20</b>	<b>20-25</b>			<b>13</b>	<b>29</b>	<b>42</b>	<b>14</b>	<b>97</b>	<b>20</b>	<b>19</b>	<b>3</b>	<b>11</b>	<b>200</b>	

1st - FG %:	10-17	58.8%	2nd:	7-16	43.8%	3rd:	12-23	52.2%	4th:	6-12	50.0%	Game:	35-68	51.5%	Deadball
3FG %:	3-6	50.0%		1-4	25.0%		1-5	20.0%		2-5	40.0%		7-20	35.0%	Rebounds
FT %:	1-2	50.0%		9-11	81.8%		6-7	85.7%		4-5	80.0%		20-25	80.0%	2

Officials: Simmons, Gatling, Reed, Reynolds  
 Technical fouls: Jani-King-Chase Ross. Portsmouth Partnership-TEAM.  
 Attendance:

Score by periods	1st	2nd	3rd	4th	Total
Jani-King	20	24	22	27	93
Portsmouth Partnership	24	24	31	18	97

Official Basketball Box Score -- Game Totals -- Final Statistics  
**Mike Duman, Inc. vs Portsmouth Sports Club**  
**04/18/26 7 pm at Portsmouth, Va. - 2026 Portsmouth Inv.**

**Mike Duman, Inc. 86**

#	Player	*	Total		3-Ptr		Rebounds			PF	TP	A	TO	Blk	Stl	Min
			FG-FGA	FG-FGA	FT-FTA	Off	Def	Tot								
10	Boopie Miller	*	8-20	2-6	2-2	1	2	3	2	20	5	2	0	2	35	
21	Anthony Roy	*	8-25	5-16	3-4	0	1	1	4	24	2	1	0	1	37	
22	Jordan Riley	*	7-13	1-3	1-3	3	3	6	1	16	5	2	1	2	34	
30	Mark Mitchell	*	5-8	1-1	2-2	1	8	9	0	13	3	2	0	0	31	
40	Ven-Allen Lubin	*	1-4	0-0	3-4	2	7	9	4	5	1	0	1	2	24	
23	Solomon Washington		2-4	1-3	0-0	1	2	3	1	5	1	0	0	1	22	
32	Robbie Avila		1-2	1-2	0-0	1	1	2	1	3	0	0	1	1	17	
Team						2	3	5				1				
<b>Totals</b>			<b>32-76</b>	<b>11-31</b>	<b>11-15</b>	<b>11</b>	<b>27</b>	<b>38</b>	<b>13</b>	<b>86</b>	<b>17</b>	<b>8</b>	<b>3</b>	<b>9</b>	<b>200</b>	

1st - FG %:	11-21	52.4%	2nd:	6-17	35.3%	3rd:	6-20	30.0%	4th:	9-18	50.0%	Game:	32-76	42.1%	Deadball
3FG %:	3-8	37.5%		2-7	28.6%		2-8	25.0%		4-8	50.0%		11-31	35.5%	Rebounds
FT %:	1-3	33.3%		3-4	75.0%		4-4	100.0%		3-4	75.0%		11-15	73.3%	1

**Portsmouth Sports Club 93**

#	Player	*	Total		3-Ptr		Rebounds			PF	TP	A	TO	Blk	Stl	Min
			FG-FGA	FG-FGA	FT-FTA	Off	Def	Tot								
12	Melvin Council, Jr.	*	8-20	0-3	8-8	3	5	8	2	24	5	4	2	1	35	
20	Josh Dix	*	1-7	0-3	0-0	0	6	6	1	2	1	0	0	0	21	
23	Lajae Jones	*	6-11	2-6	3-4	0	3	3	4	17	2	3	0	0	27	
30	Tre Carroll	*	3-8	1-6	0-0	2	4	6	1	7	0	2	2	0	20	
40	Ernest Udeh, Jr.	*	2-5	0-0	1-2	3	5	8	1	5	1	0	2	2	31	
10	Tavari Johnson		6-9	4-7	0-0	0	0	0	0	16	1	0	0	1	20	
22	J'Vonne Hadley		2-2	1-1	3-4	1	7	8	1	8	2	3	1	0	27	
32	Rienk Mast		6-12	2-5	0-0	2	3	5	2	14	1	1	0	0	19	
Team						4	3	7								
<b>Totals</b>			<b>34-74</b>	<b>10-31</b>	<b>15-18</b>	<b>15</b>	<b>36</b>	<b>51</b>	<b>12</b>	<b>93</b>	<b>13</b>	<b>13</b>	<b>7</b>	<b>4</b>	<b>200</b>	

1st - FG %:	9-20	45.0%	2nd:	9-18	50.0%	3rd:	7-20	35.0%	4th:	9-16	56.3%	Game:	34-74	45.9%	Deadball
3FG %:	2-10	20.0%		3-6	50.0%		1-7	14.3%		4-8	50.0%		10-31	32.3%	Rebounds
FT %:	3-4	75.0%		2-2	100.0%		2-2	100.0%		8-10	80.0%		15-18	83.3%	1

Officials: Tim Greene, Marcy Williams, Cat Chang  
 Technical fouls: Mike Duman, Inc.-None. Portsmouth Sports Club-None.  
 Attendance:

Score by periods	1st	2nd	3rd	4th	Total
Mike Duman, Inc.	26	17	18	25	86
Portsmouth Sports Club	23	23	17	30	93

# PORTSMOUTH INVITATIONAL TOURNAMENT

## PLAYER SHOT CHART

78 - 75

TEAM Portsmouth S.C.

GAME # 1

DATE 4-15-26

TIME 6:00 PM

21	MAKE
21	MISS

#40	NAME: Ernest Udeh Jr.
#32	NAME: Rienk Mast

2pt →

#30	NAME: Tre Carroll
#23	NAME: Lajae Jones

#22	NAME: J'Vonne Hadley
#20	NAME: Josh Dix

#12	NAME: Melvin Council Jr.
#10	NAME: Tavarri Johnson

# PORTSMOUTH INVITATIONAL TOURNAMENT

## PLAYER SHOT CHART

75-78


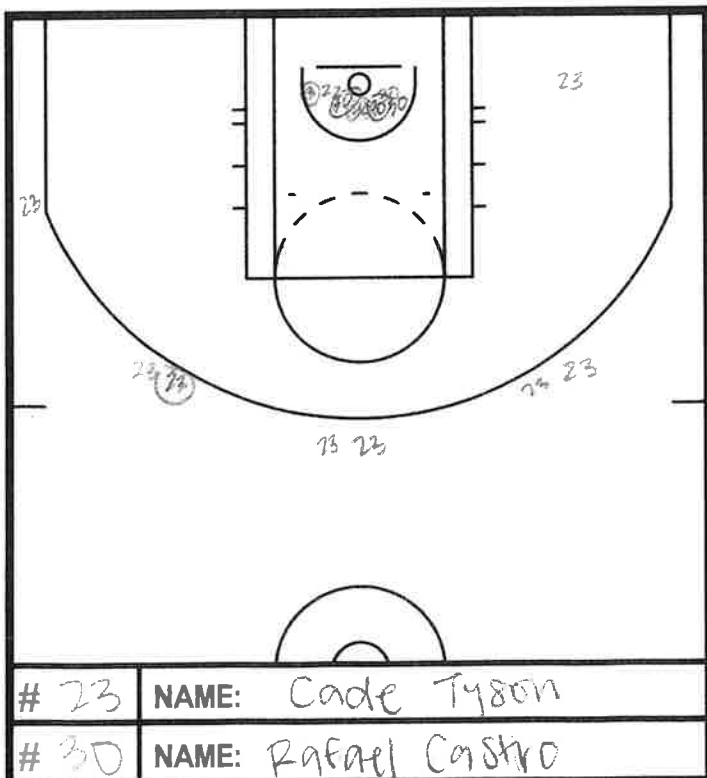
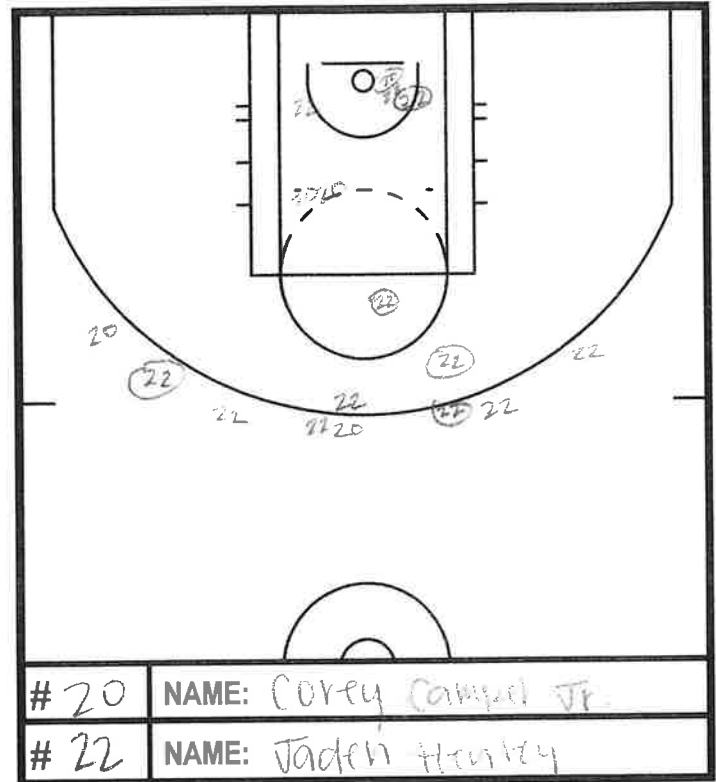
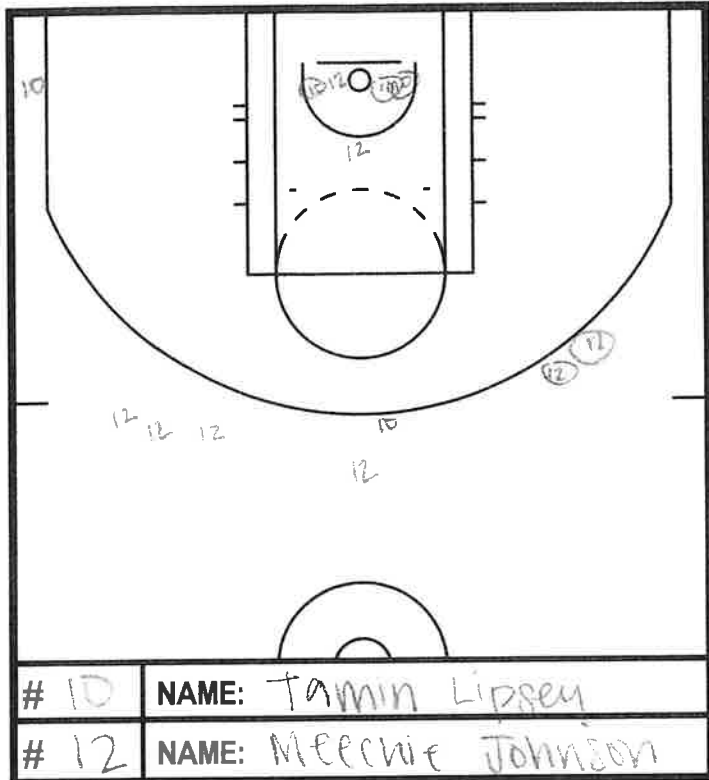
TEAM Sales Systems Ltd.

GAME # 1

DATE 4/15/2026

TIME 6:00 pm

**21 MAKE**  
**21 MISS**



# PORTSMOUTH INVITATIONAL TOURNAMENT

## PLAYER SHOT CHART

97-92

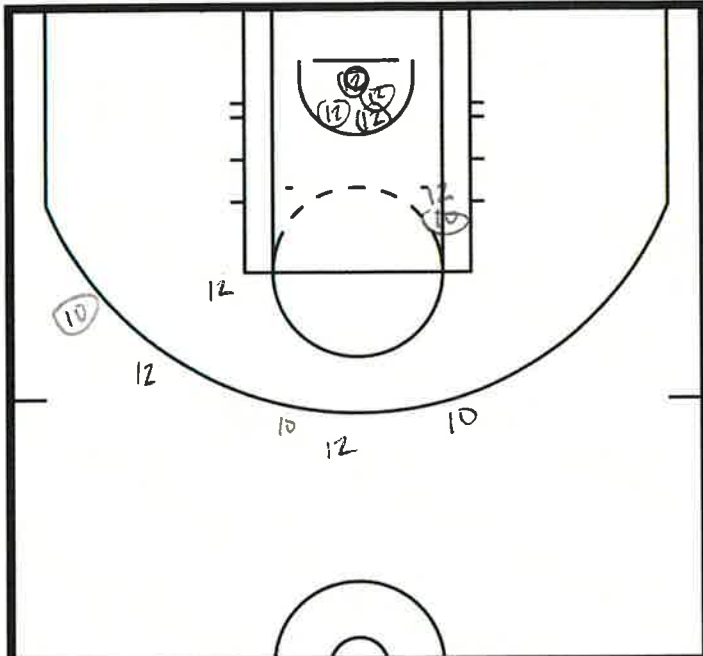
TEAM Jani-King

GAME # 2

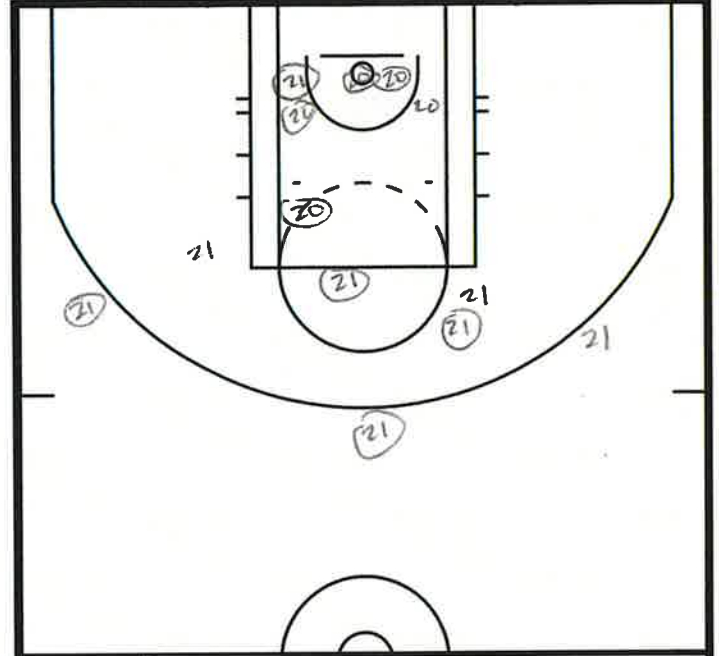
DATE 4/15/2026

TIME 8:00 pm

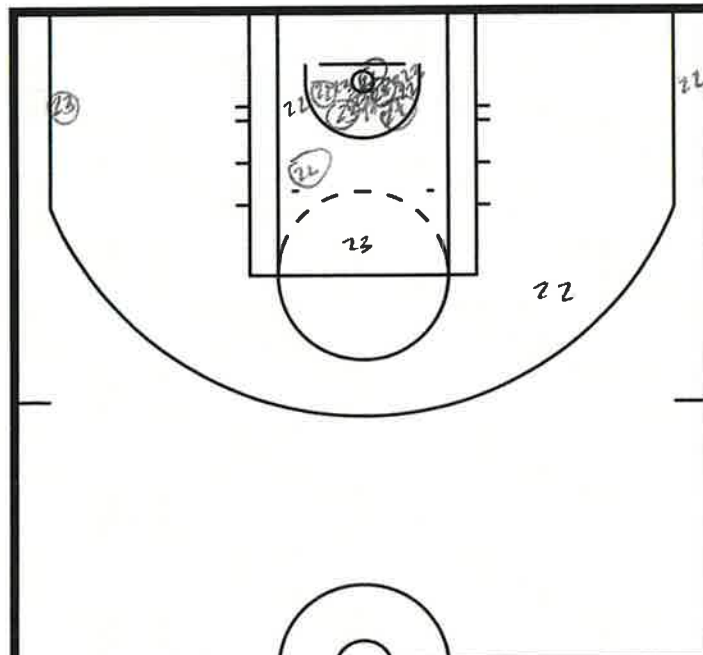
21	MAKE
21	MISS



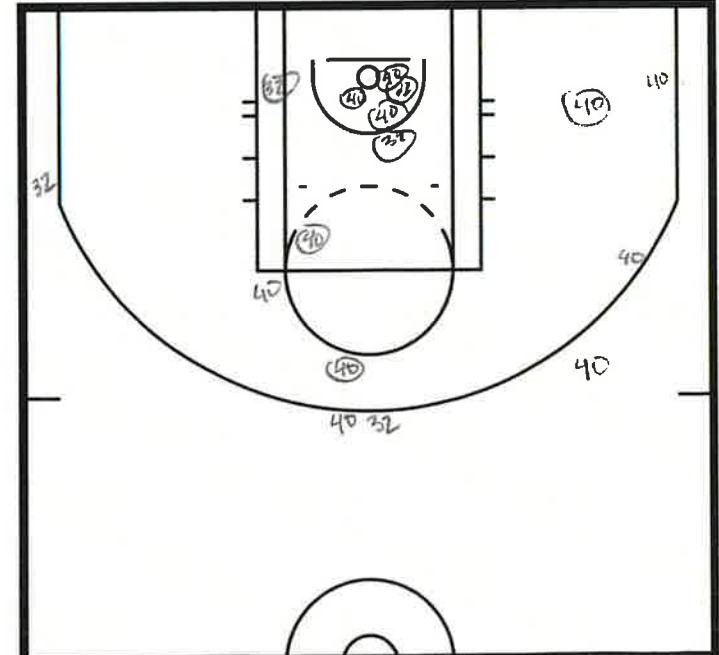
# 10	NAME: Nijel Pack
# 12	NAME: Tre Donaldson



# 20	NAME: Chase Ross
# 21	NAME: Riley Kugel



# 22	NAME: Tre White
# 23	NAME: Tre'von Spillers



# 32	NAME: Amani Lyles
# 40	NAME: Malik Dia

# PORTSMOUTH INVITATIONAL TOURNAMENT

## PLAYER SHOT CHART

92-97

TEAM Round's Landscape Service GAME # 2

DATE 4-15-26 TIME 8:00 PM

21 MAKE  
21 MISS

#40	NAME: Duke Brennan
#32	NAME: Malik Reneau

#30	NAME: Nick Townsend
#31	NAME: John Camden

#23	NAME: Kowacie Reeves Jr.
#20	NAME: Donovan Atwell

#12	NAME: Robert McCray V
#21	NAME: Kylan Boswell

# PORTSMOUTH INVITATIONAL TOURNAMENT

## PLAYER SHOT CHART

94-90

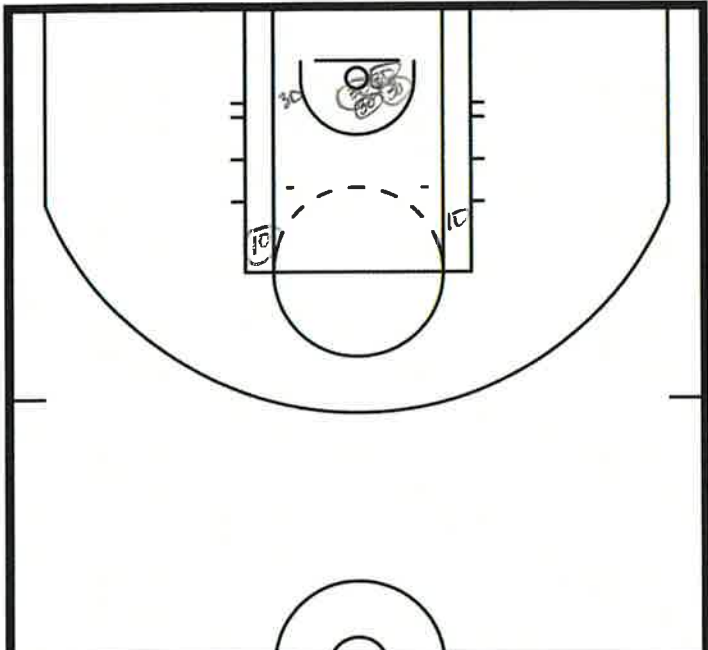
TEAM Sales Systems, LTD.

GAME # 3

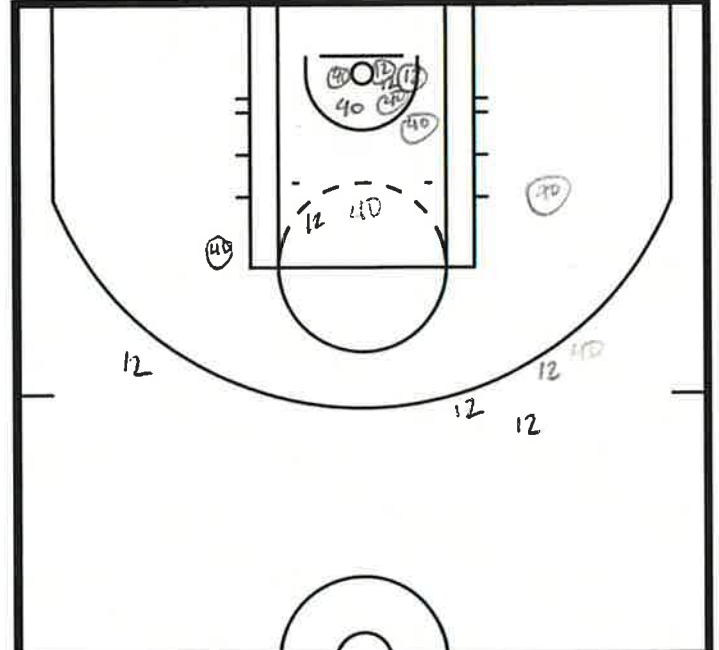
DATE 4-16-26

TIME 3:30 PM

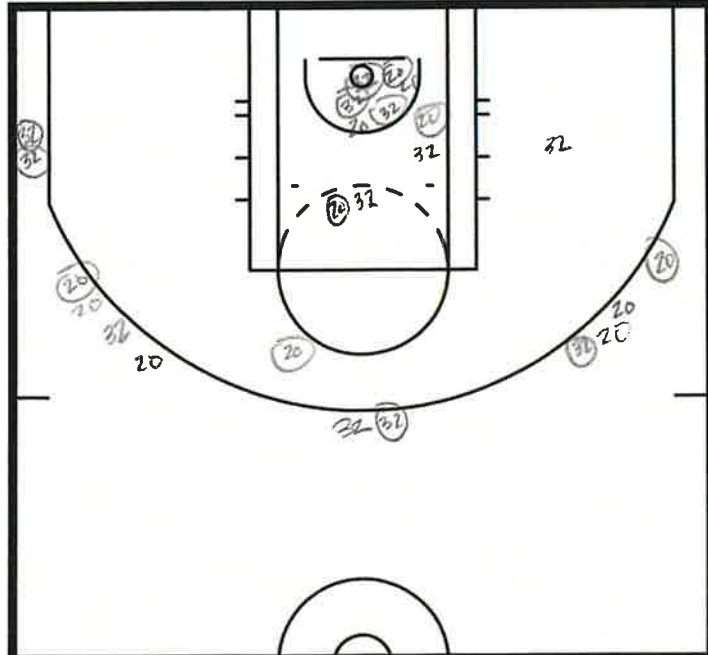
21	MAKE
21	MISS



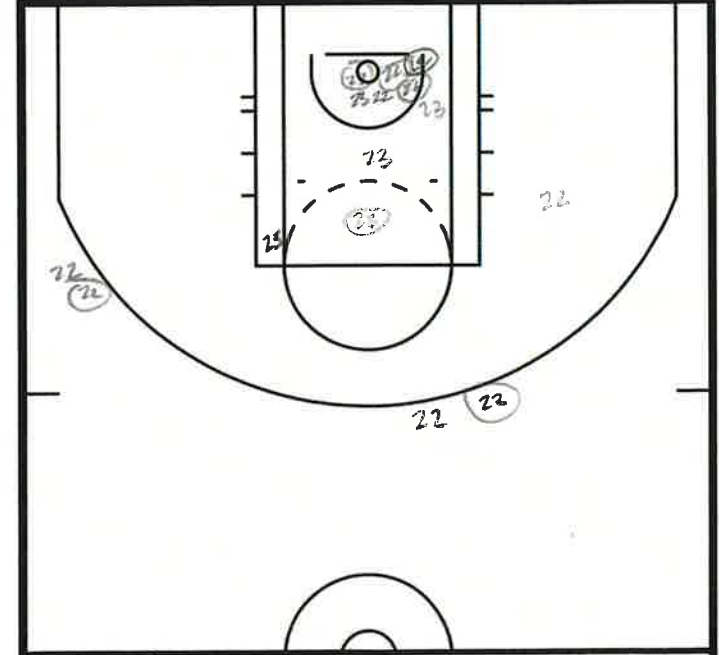
#30	NAME: Rafael Castro
#10	NAME: Tamin Lipsey



#40	NAME: Jalen Washington
#12	NAME: Meechie Johnson



#32	NAME: Tobi Lawal
#20	NAME: Corey Camper Jr.



#23	NAME: Cade Tyson
#22	NAME: Jaden Henley

PORTSMOUTH INVITATIONAL TOURNAMENT

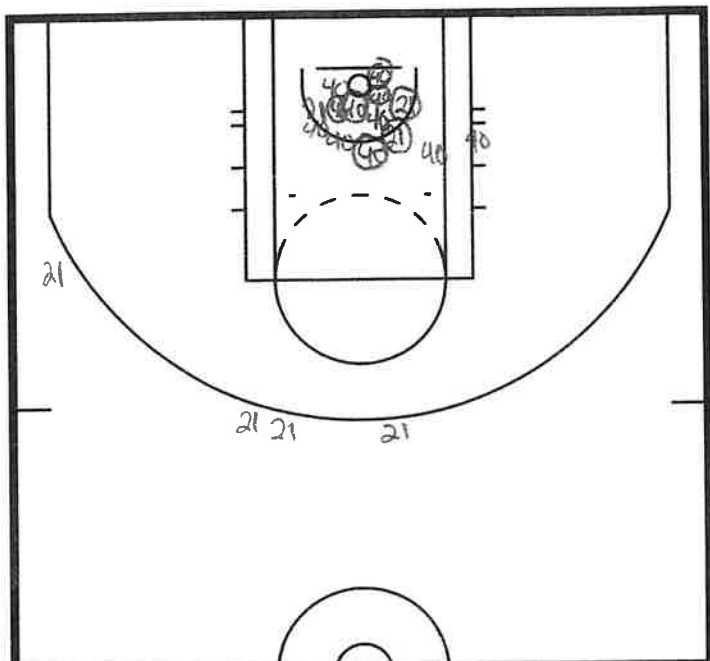
PLAYER SHOT CHART

90-94

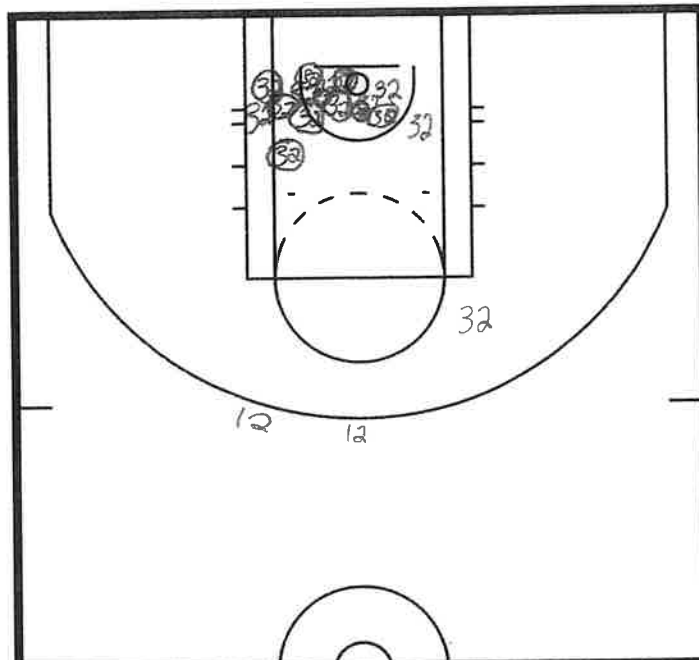
TEAM Round's Landscape Service GAME # 3

DATE 4-16-26 TIME 3:30 PM

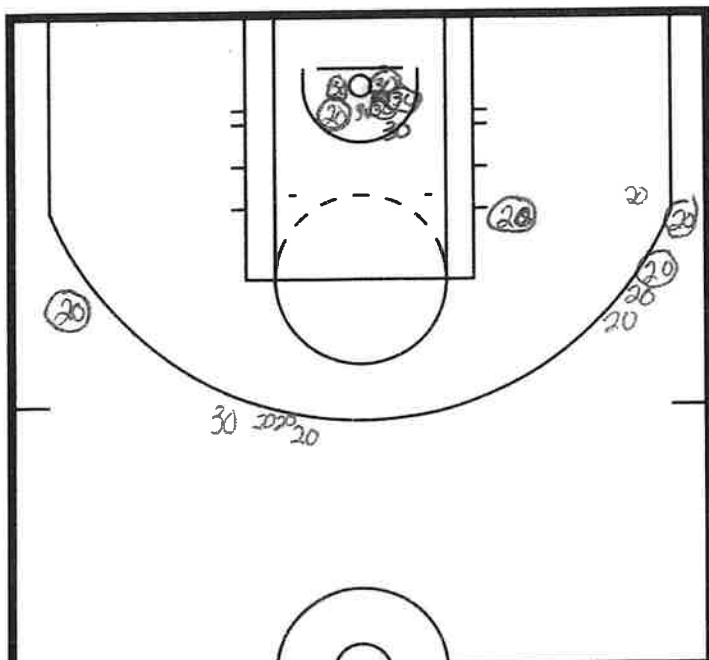
21	MAKE
21	MISS



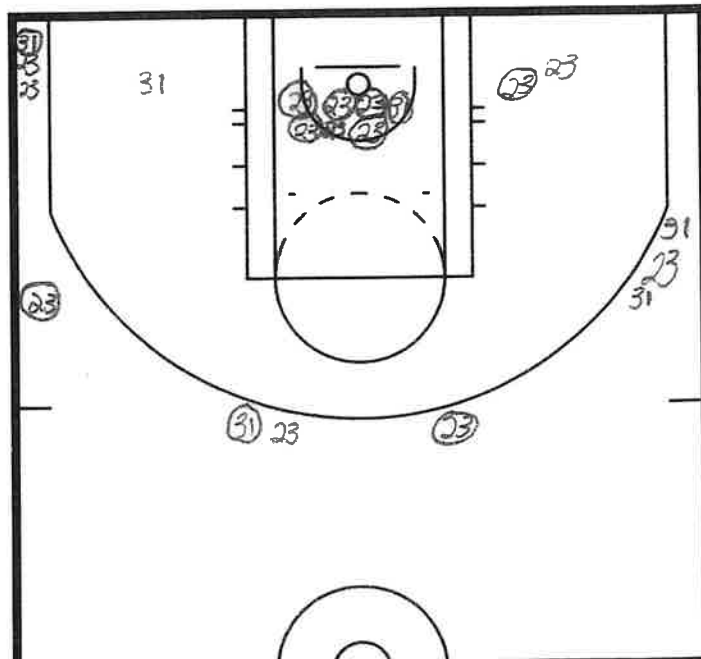
#40	NAME: Duke Brennan
#21	NAME: Kylan Boswell



#32	NAME: Malik Reneau
#12	NAME: Robert McCray V



#30	NAME: Nick Townsend
#20	NAME: Donovan Atwell



#31	NAME: John Camden
#23	NAME: Kowacie Reeves Jr.

PORTSMOUTH INVITATIONAL TOURNAMENT

PLAYER SHOT CHART

77-73

TEAM Portsmouth Partnership GAME # 4

DATE 4-16-26 TIME 6:00 PM

21 MAKE  
21 MISS

#32	NAME: Carson Cooper
#22	NAME: Peter Suder

#12	NAME: Javontae Campbell
#40	NAME: Ezra Ausar

#31	NAME: Rashaun Agee
#23	NAME: Max Mackinnon

#30	NAME: Zach Cleveland
#21	NAME: Bryce Harris

# PORTSMOUTH INVITATIONAL TOURNAMENT

## PLAYER SHOT CHART

73-77

TEAM Norfolk Sports Club

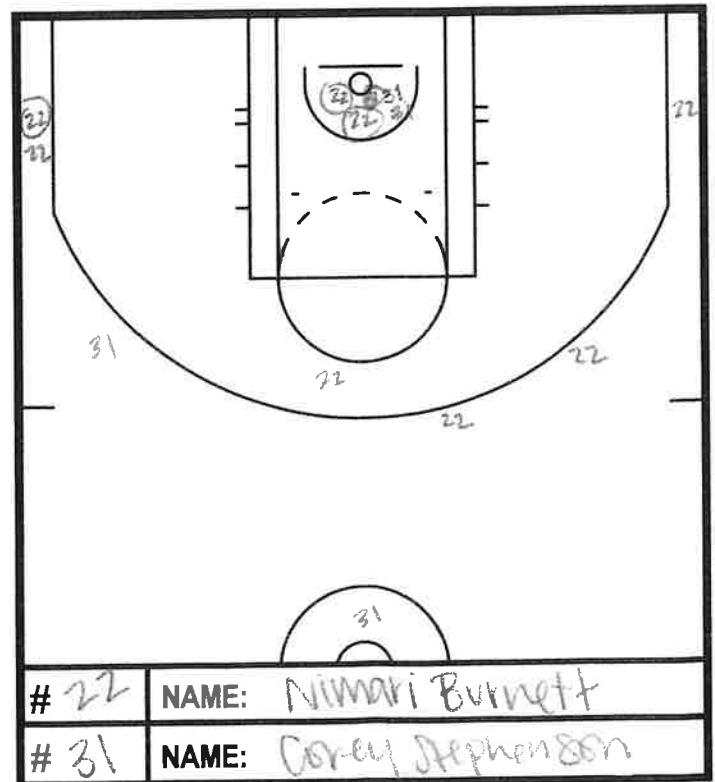
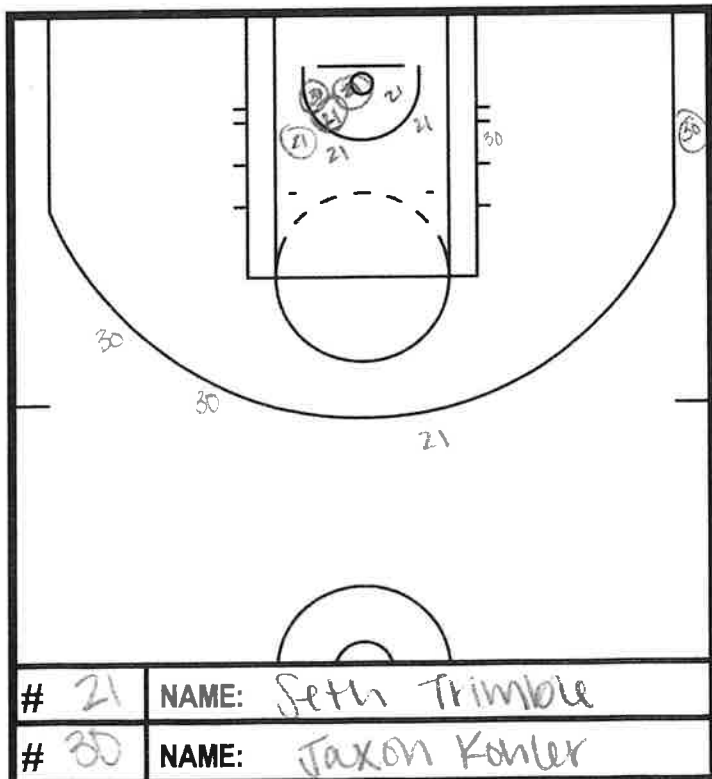
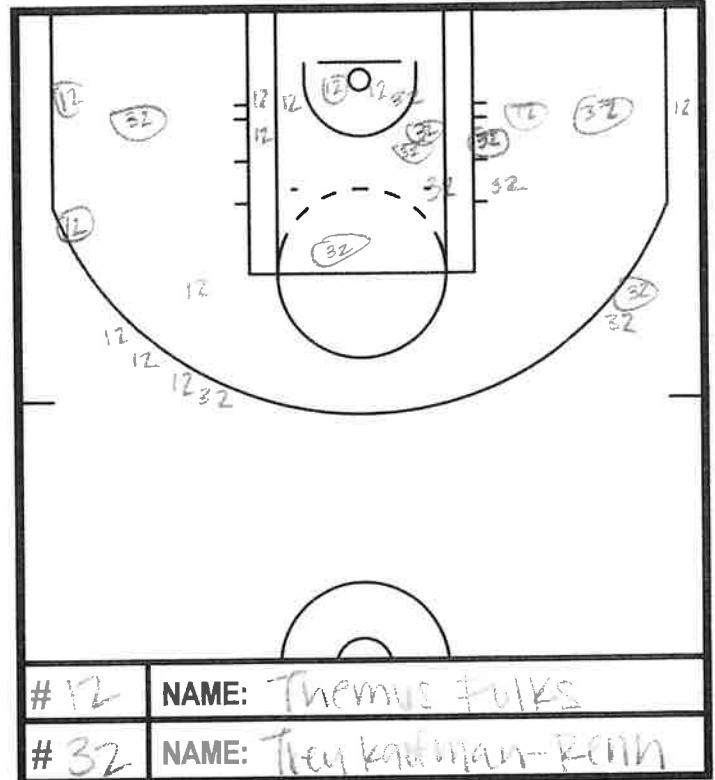
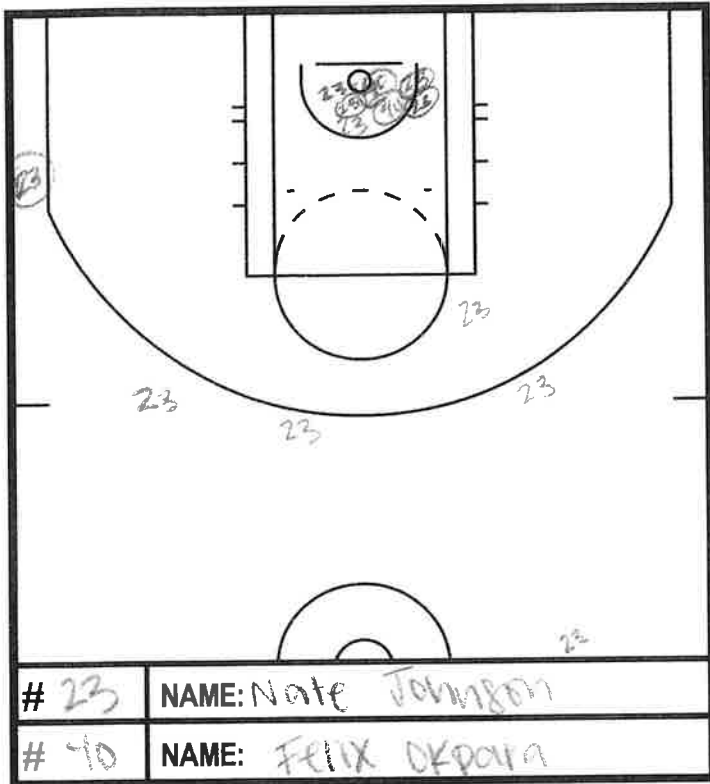
GAME # 4

DATE 4/16/2024

TIME 6:00 pm

21 MAKE

21 MISS



PORTSMOUTH INVITATIONAL TOURNAMENT

PLAYER SHOT CHART

104 - 95

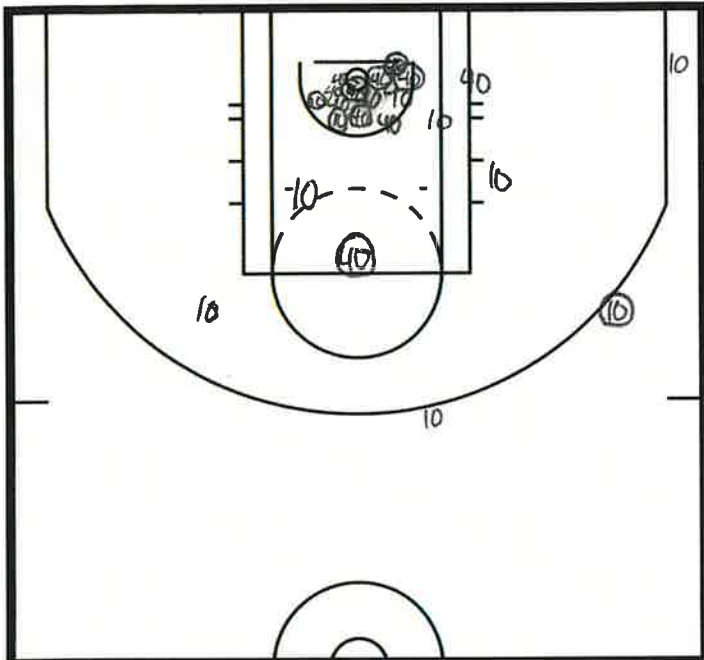
TEAM Mike Duman Inc.

GAME # 5

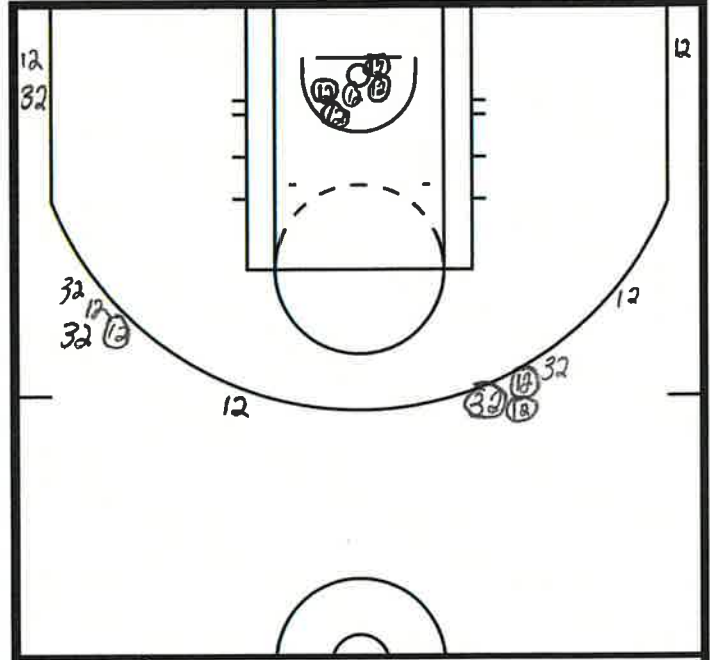
DATE 4-16-26

TIME 8:30 PM

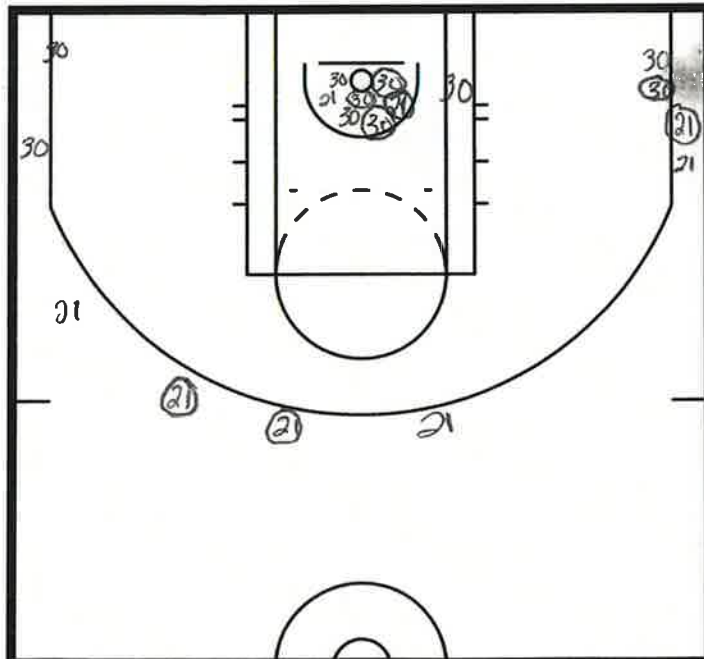
21	MAKE
21	MISS



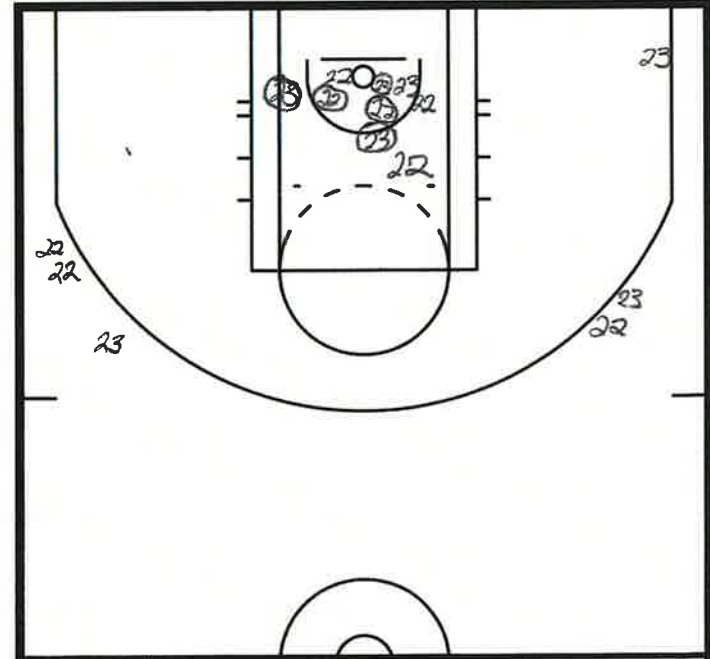
#40	NAME: Ven-Allen Lubin
#10	NAME: Boopie Miller



#32	NAME: Robbie Aila
#12	NAME: Xavian Lee



#21	NAME: Anthony Ross
#30	NAME: Mark Mitchell



#23	NAME: Solomon Washington
#22	NAME: Jordan Riley

# PORTSMOUTH INVITATIONAL TOURNAMENT

## PLAYER SHOT CHART

95-104

TEAM Portsmouth Economic Development GAME # 5

DATE 4/16/2020 TIME 8:30 PM

21	MAKE
21	MISS

# 12	NAME: Moe Odum
# 32	NAME: Izayah Nelson

# 21	NAME: Quadir Pipeland
# 30	NAME: Wyatt Fricks

# 20	NAME: Jaylin Sellers
# 31	NAME: Devin McGlockton

# 22	NAME: AJ Storr
# 23	NAME: David Green

# PORTSMOUTH INVITATIONAL TOURNAMENT

## PLAYER SHOT CHART

94-91

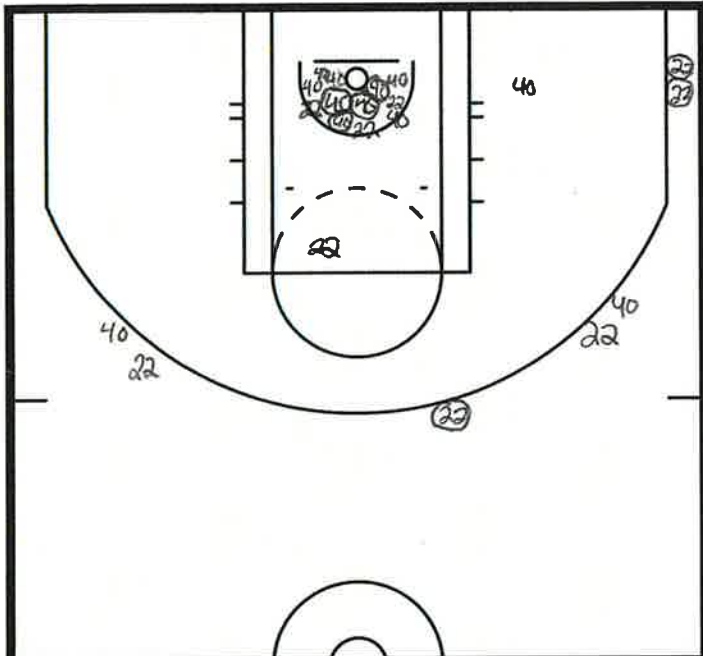
TEAM Norfolk Sports Club

GAME # 6

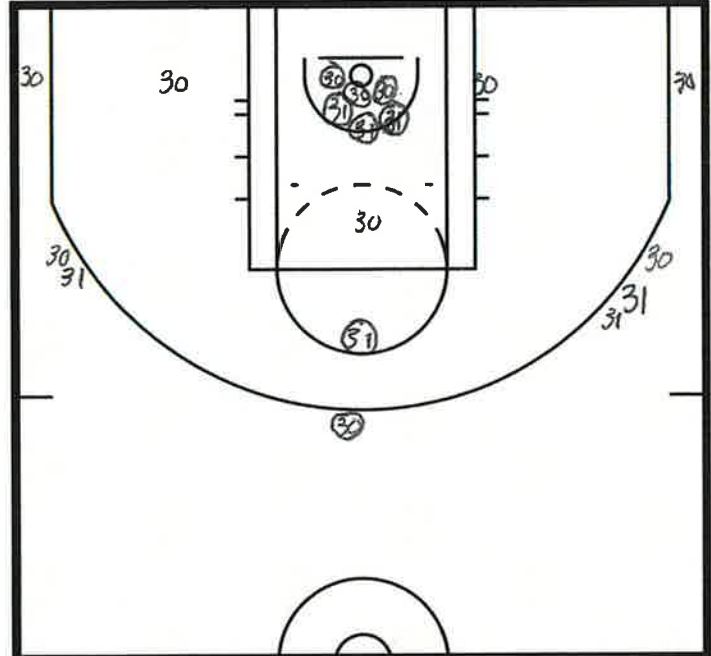
DATE 4-17-26

TIME 3:30

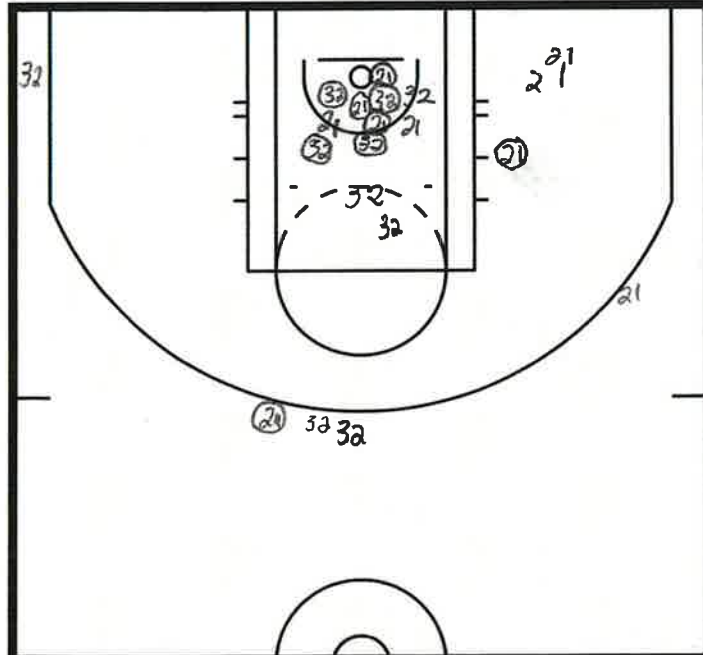
21	MAKE
21	MISS



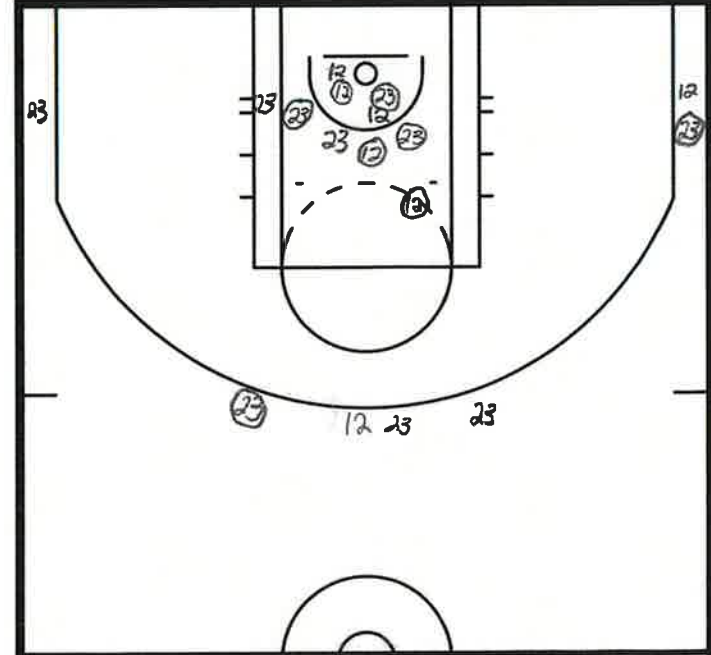
#40	NAME: Felix Okpara
#22	NAME: Nimari Burnett



#30	NAME: Jaxon Kohler
#31	NAME: Corey Stephenson



#32	NAME: Trey Kaufman-Renn
#21	NAME: Seth Trimble



#12	NAME: Themus Fulk
#23	NAME: Nate Johnson



# PORTSMOUTH INVITATIONAL TOURNAMENT

83-66

## PLAYER SHOT CHART

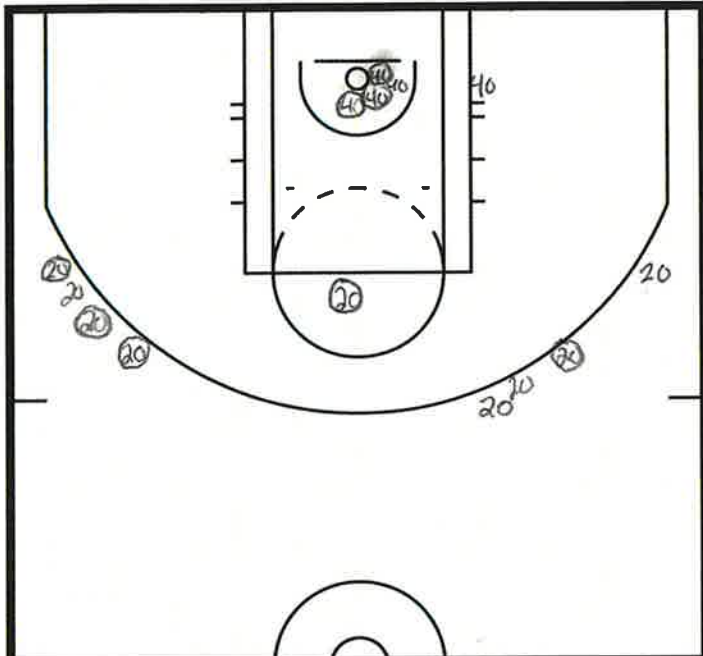
TEAM Portsmouth Sports Club

GAME # 7

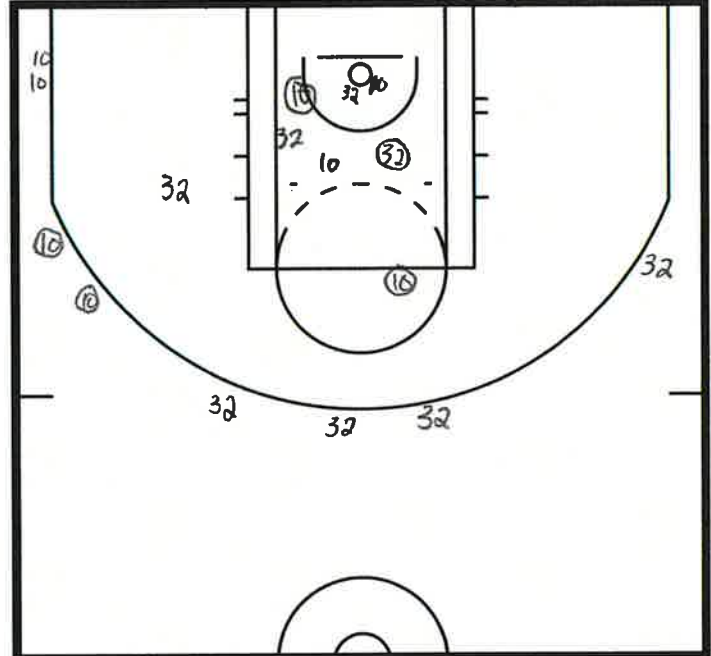
DATE 4-17-26

TIME 6:00 PM

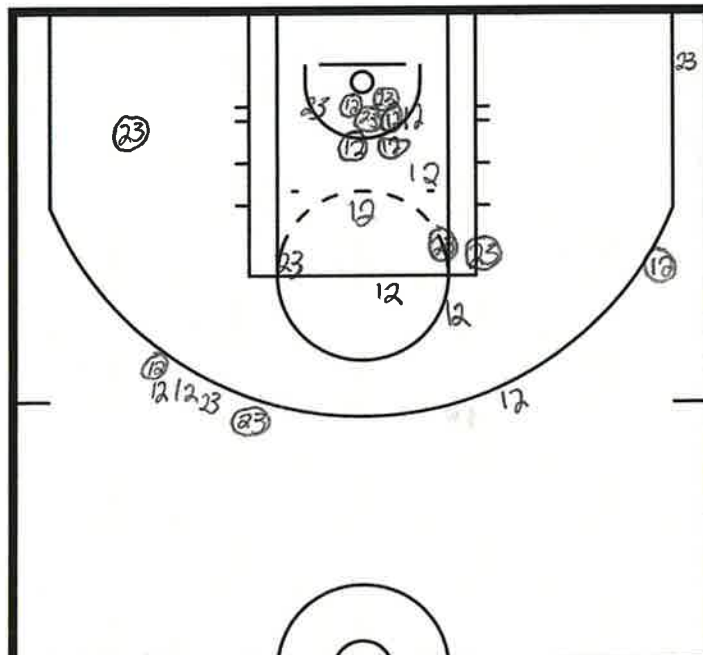
21	MAKE
21	MISS



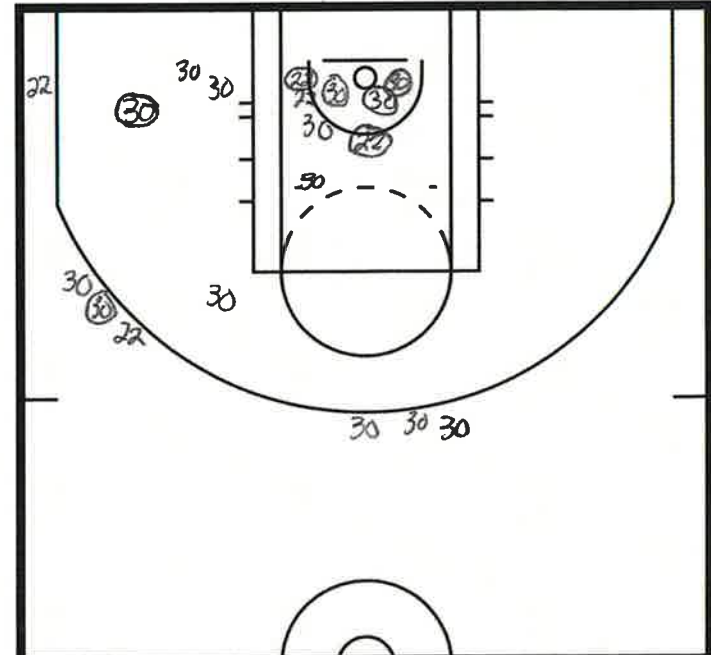
#40	NAME: Ernest Udeh Jr.
#20	NAME: Josh Dix



#32	NAME: Rienk Mast
#10	NAME: Tavarri Johnson



#12	NAME: Melvin Council Jr.
#23	NAME: Lajae Jones



#30	NAME: Tre Carroll
#22	NAME: J'Vonne Hadley

# PORTSMOUTH INVITATIONAL TOURNAMENT

## PLAYER SHOT CHART

66-83

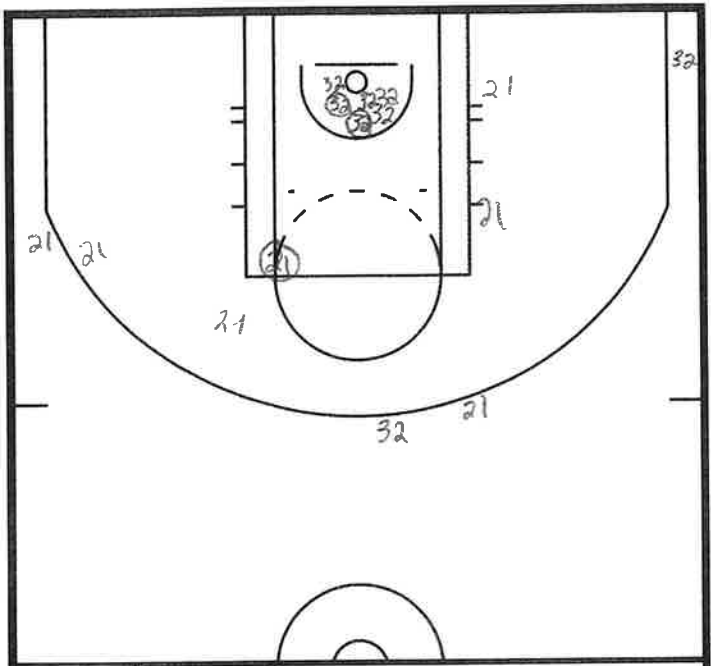
TEAM Jani-King

GAME # 7

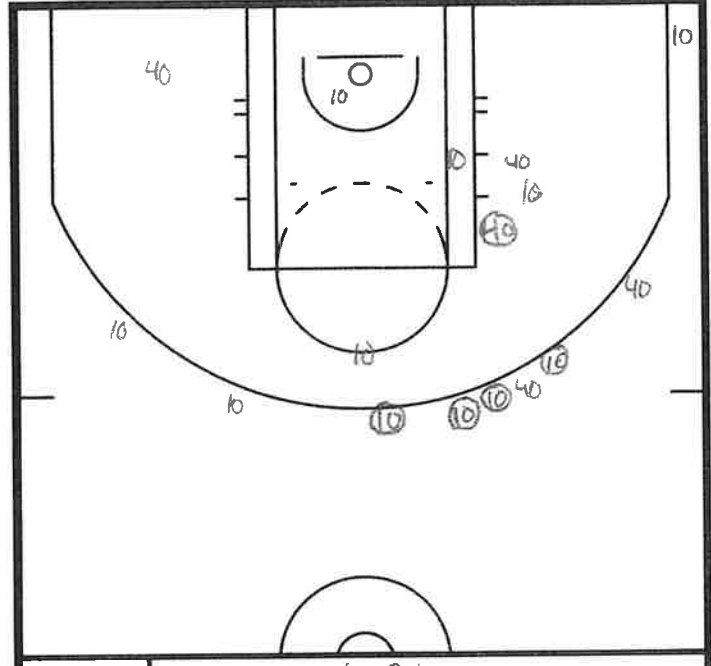
DATE 4-17-26

TIME 6:00 PM

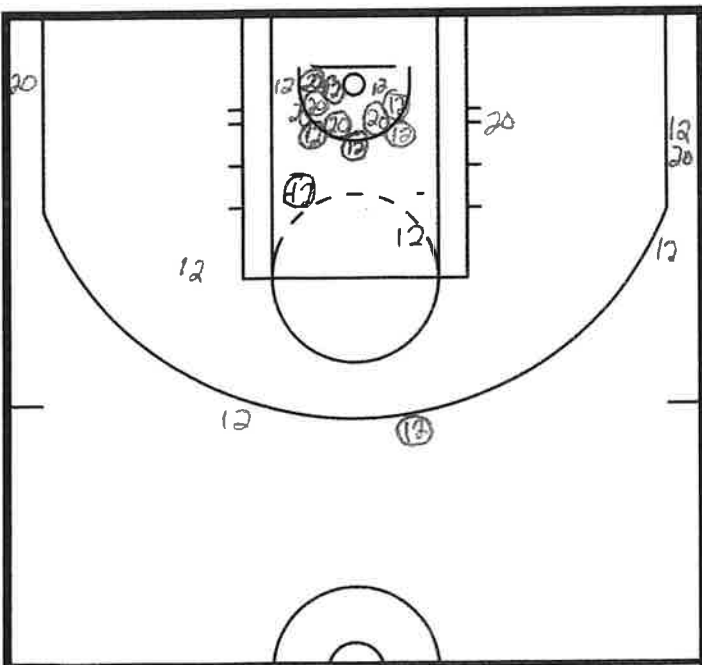
**(21) MAKE**  
**21 MISS**



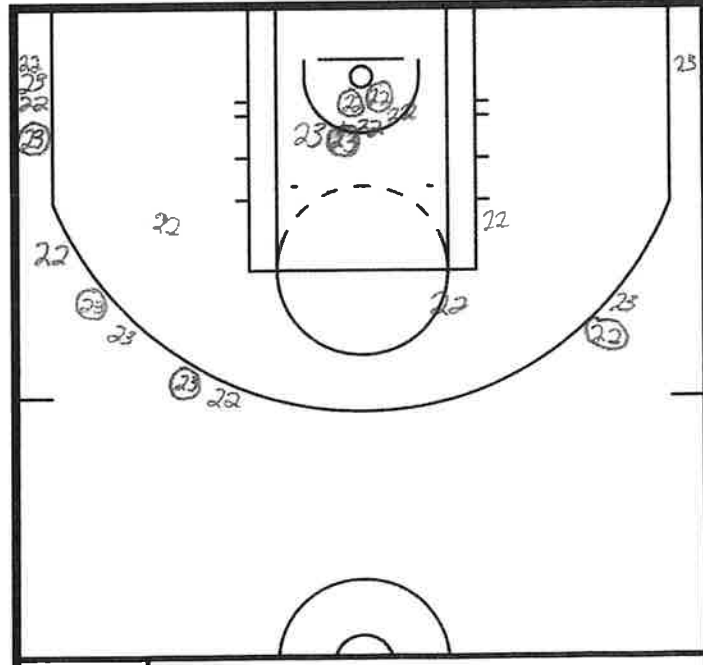
#32	NAME: Amani Lyles
#21	NAME: Riley Kugel



#40	NAME: Malik Dia
#10	NAME: Nijel Pack



#20	NAME: Chase Ross
#12	NAME: Tre Donaldson



#23	NAME: Tre'Von Spillers
#22	NAME: Tre White

# PORTSMOUTH INVITATIONAL TOURNAMENT

## PLAYER SHOT CHART

92-88-

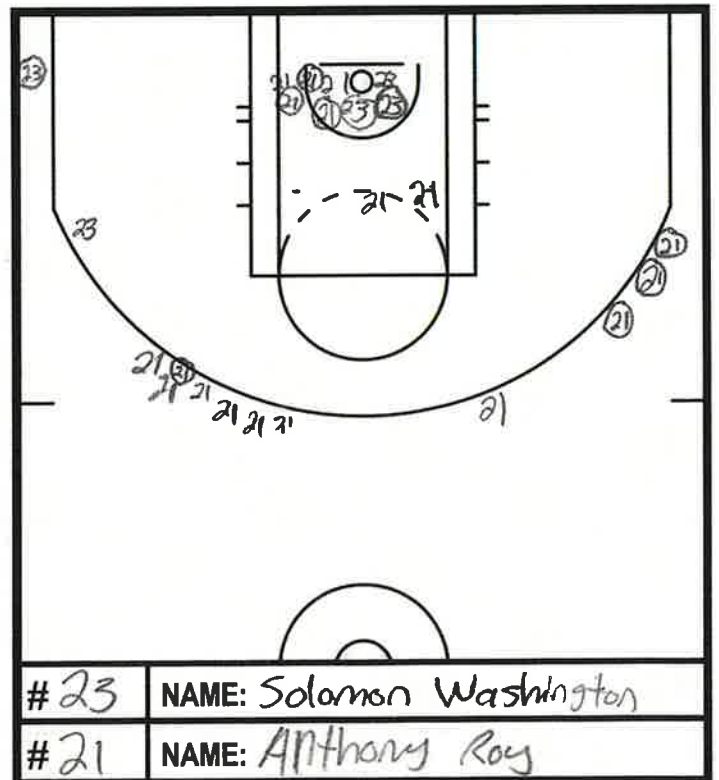


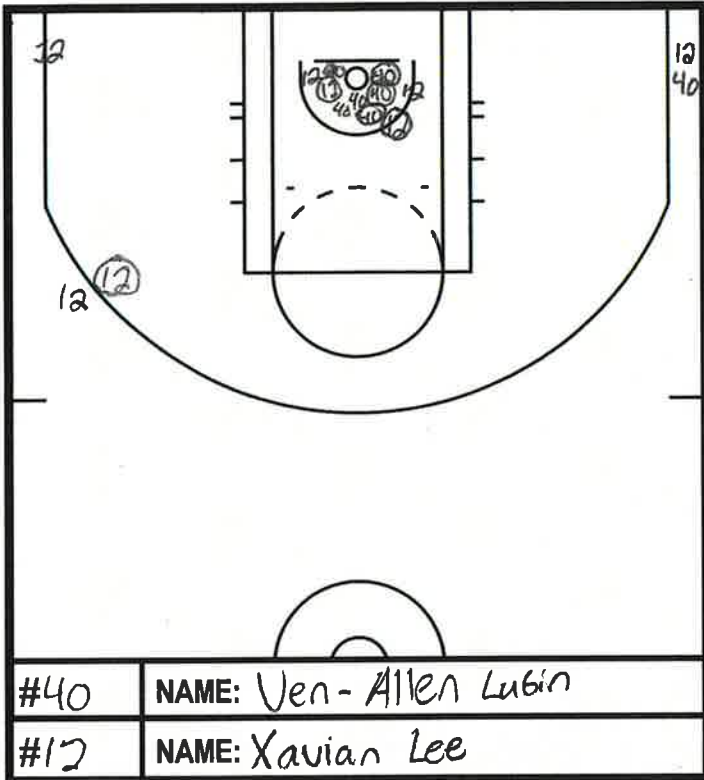
TEAM Mike Duman, Inc.

GAME # 8

DATE 4-17-26

TIME 8:00 PM

21 MAKE  
21 MISS



# PORTSMOUTH INVITATIONAL TOURNAMENT

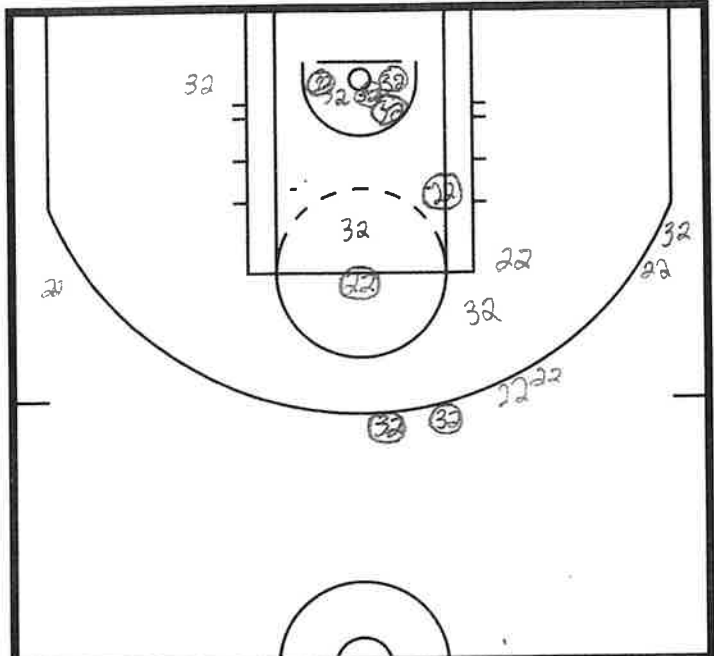
## PLAYER SHOT CHART

88-92

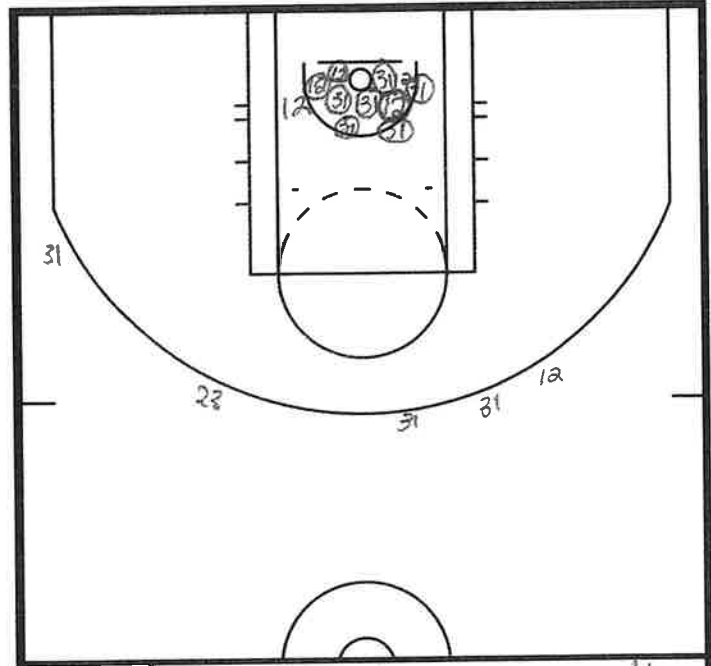
TEAM Portsmouth Partnership GAME # 8

DATE 4-17-26 TIME 8:00 PM

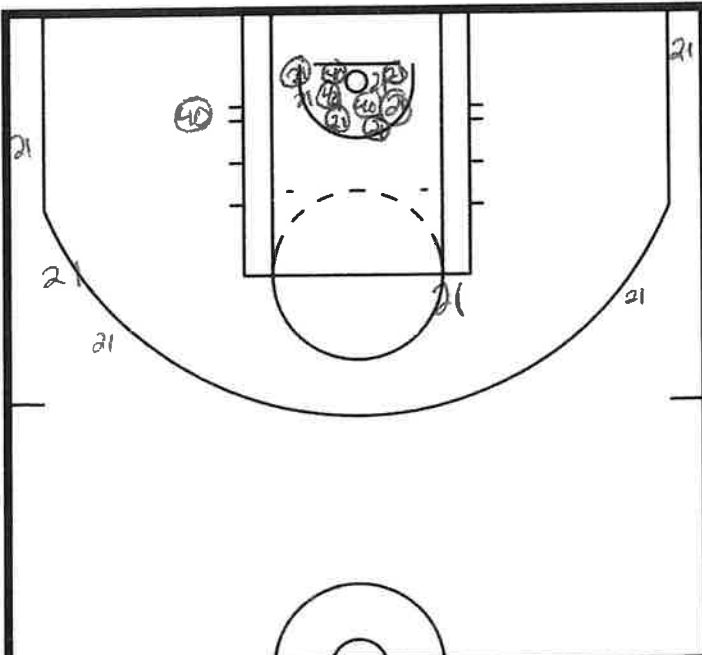
21 MAKE  
21 MISS



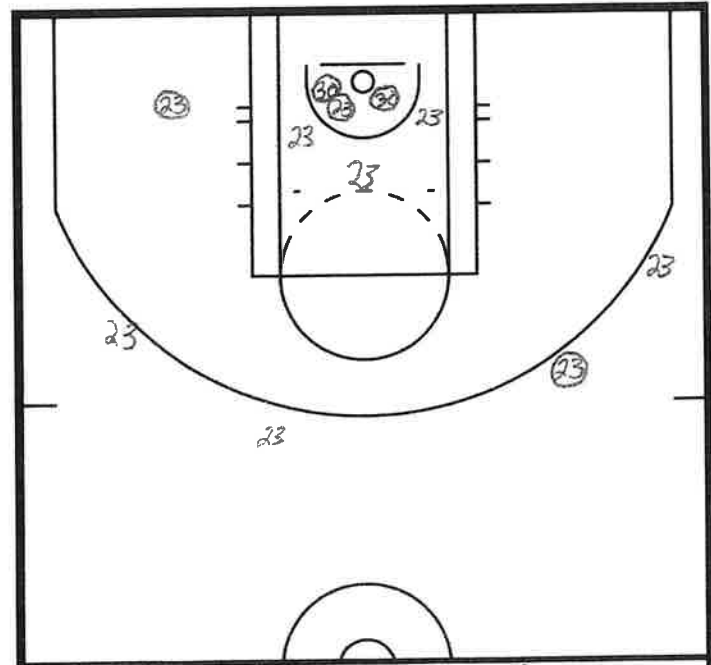
# 32	NAME: Carson Cooper
# 22	NAME: Peter Suler



# 12	NAME: Javontae Campbell
# 31	NAME: Rashaun Ajee



# 21	NAME: Bryce Harris
# 40	NAME: Ezra Ausar



# 30	NAME: Zach Cleveland
# 23	NAME: Max Mackinnon

# PORTSMOUTH INVITATIONAL TOURNAMENT

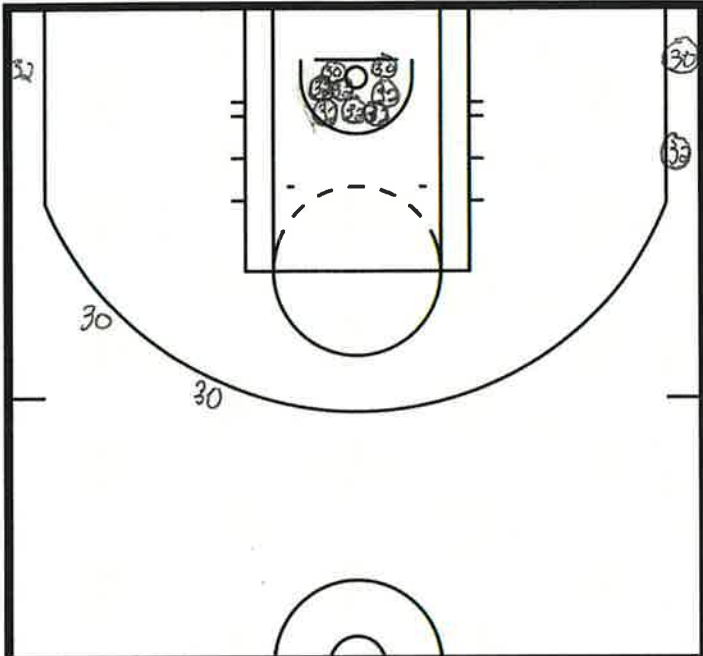
## PLAYER SHOT CHART

130-88

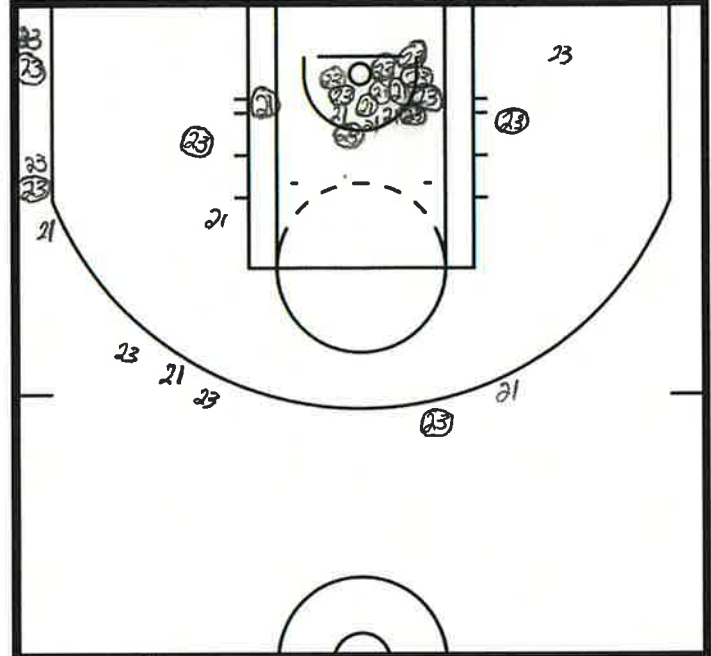
TEAM Round's Landscape Service GAME # 9

DATE 4-18-26 TIME 12:30 PM

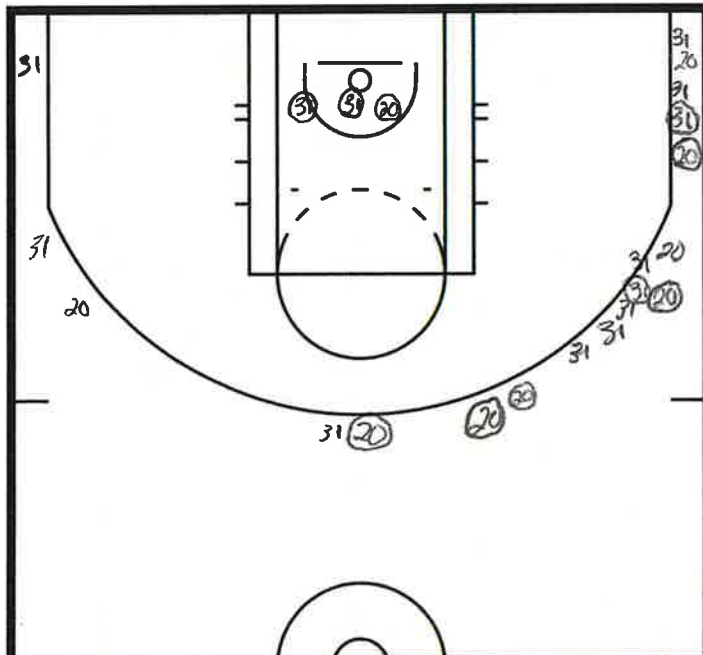
21	MAKE
21	MISS



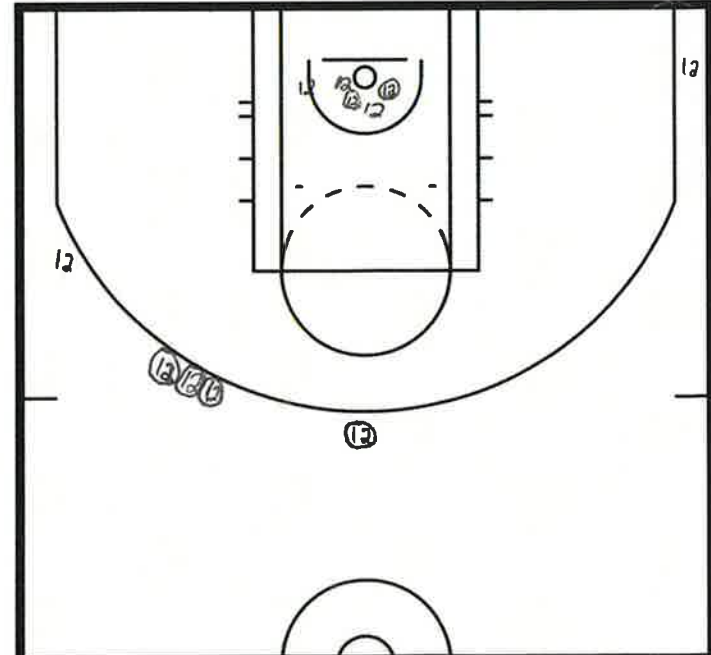
#30	NAME: Nick Townsend
#32	NAME: Malik Reneau



#23	NAME: Kowace Reeves Jr.
#21	NAME: Kylan Boswell



#20	NAME: Donovan Atwell
#31	NAME: John Camden



#12	NAME: Robert McCray
#	NAME:

# PORTSMOUTH INVITATIONAL TOURNAMENT

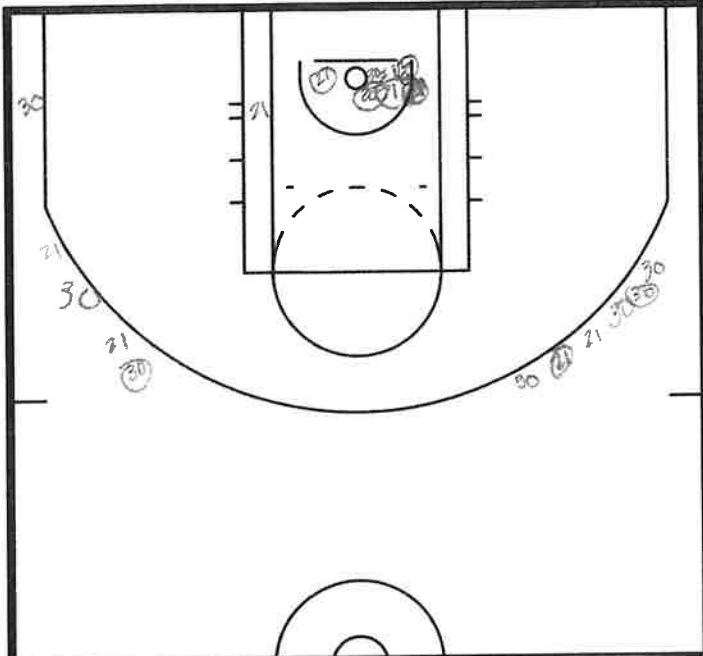
## PLAYER SHOT CHART

88 - 130

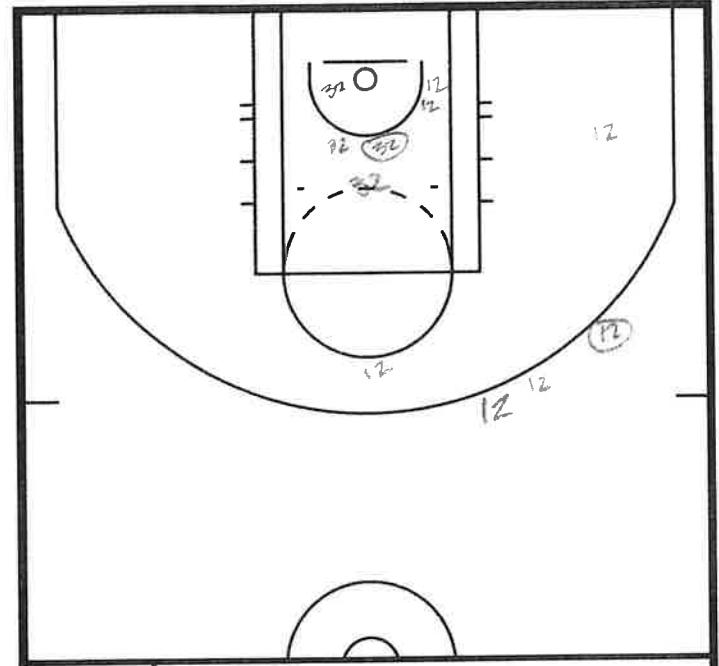
TEAM Portsmouth Economic Development GAME # 9

DATE 4-18-26 TIME 12:30 PM

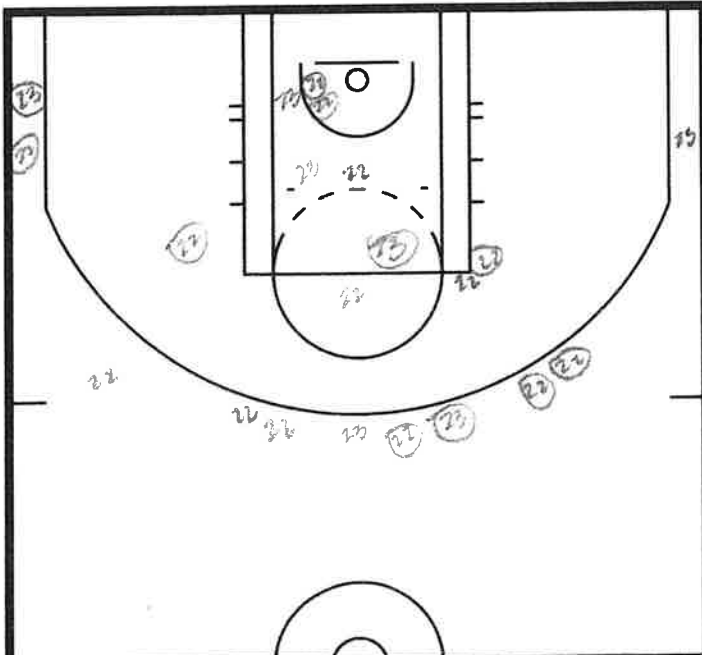
21	MAKE
21	MISS



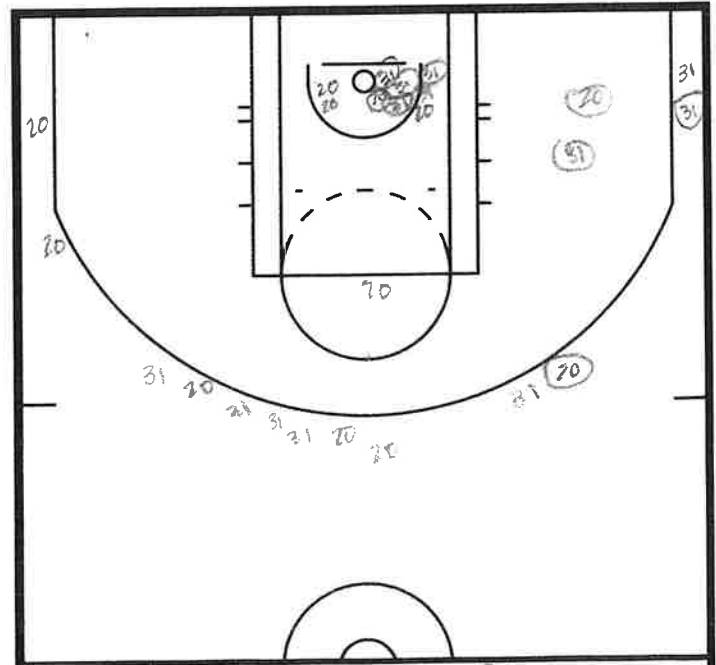
#21	NAME: <u>Quadir Copeland</u>
#30	NAME: <u>Wyatt Fricks</u>



#32	NAME: <u>Izaiyah Nelson</u>
#12	NAME: <u>Moe Odum</u>



#23	NAME: <u>David Green</u>
#22	NAME: <u>AT Storr</u>



#31	NAME: <u>Devlin McEllockton</u>
#20	NAME: <u>Jaylin Sellers</u>

# PORTSMOUTH INVITATIONAL TOURNAMENT

## PLAYER SHOT CHART

84-81

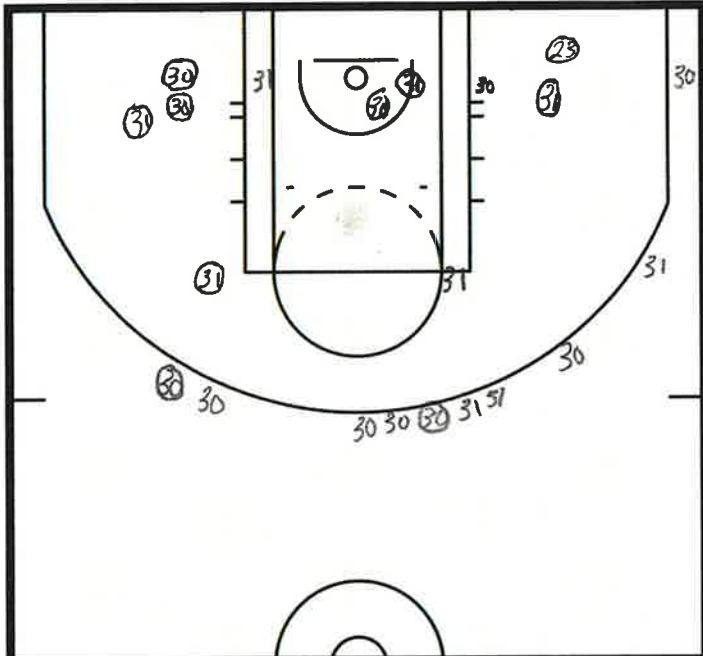
TEAM Norfolk Sports Club

GAME # 10


DATE 4-18-26

TIME 2:30 PM

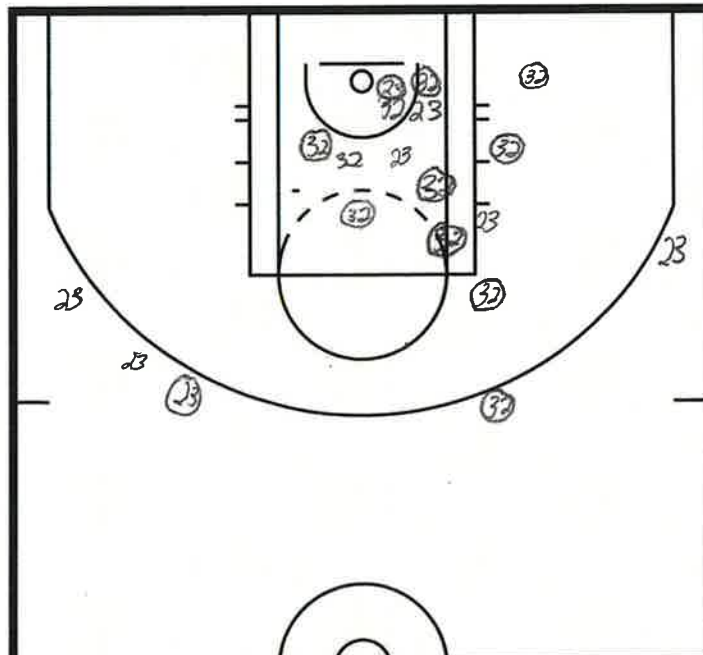
21	MAKE
21	MISS



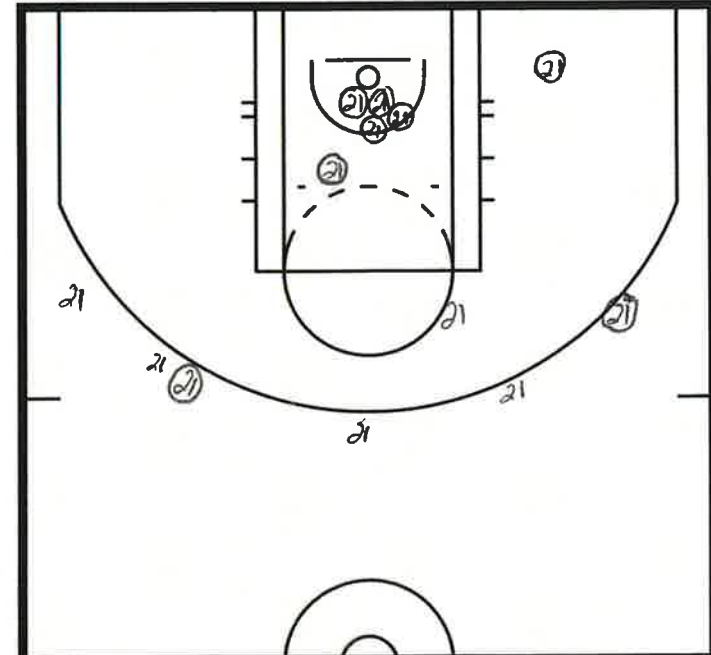
# 30	NAME: Jaxon Kohler
# 31	NAME: Corey Stephenson



# 12	NAME: Themus Fuls
# 40	NAME: Felix Okpara



# 23	NAME: Nate Johnson
# 32	NAME: Trey Kaufman-Renn



# 21	NAME: Seth Trimble
#	NAME:

PORTSMOUTH INVITATIONAL TOURNAMENT

PLAYER SHOT CHART

81-84

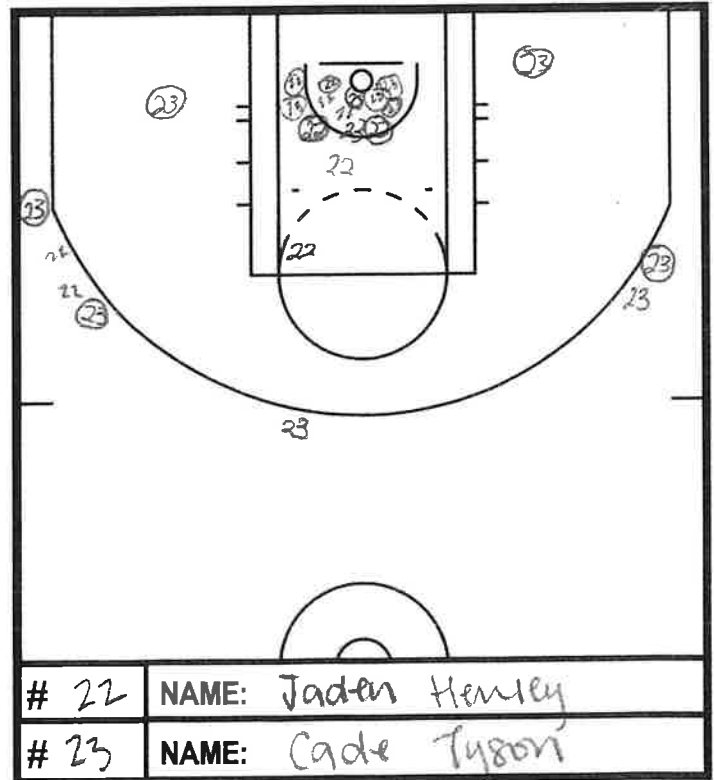

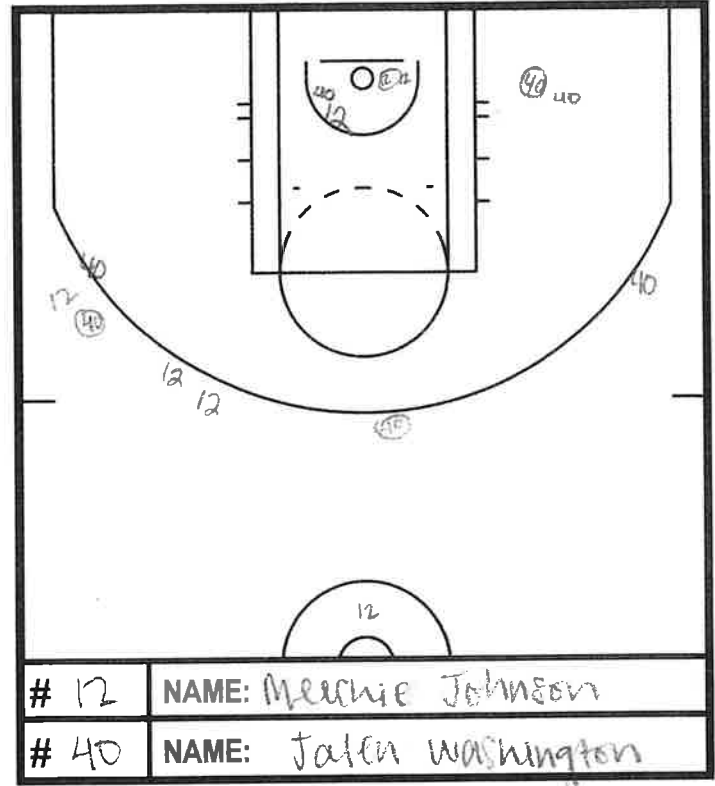
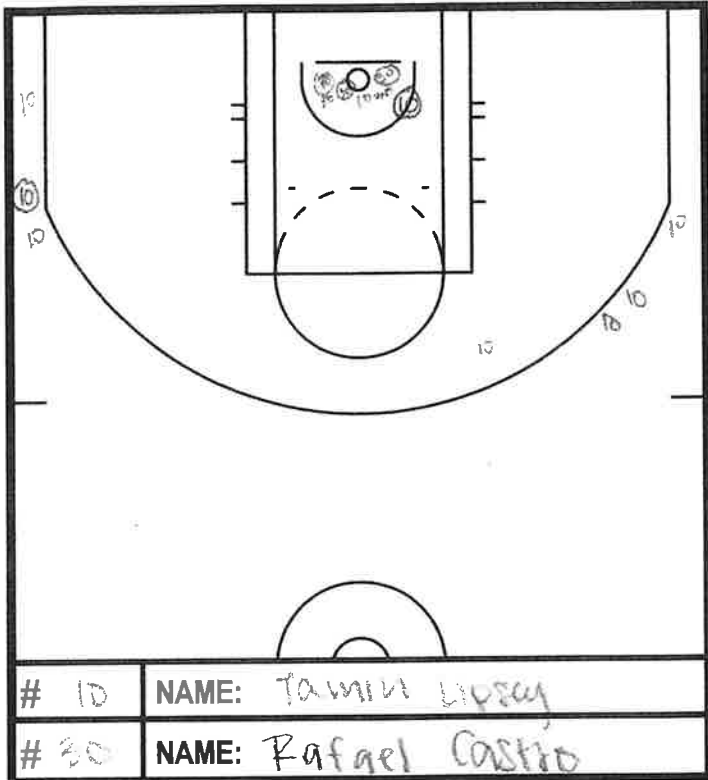
TEAM Game Systems Ltd

GAME # 10

DATE 4/18/2026

TIME 2:30 PM

21	MAKE
21	MISS



# PORTSMOUTH INVITATIONAL TOURNAMENT

## PLAYER SHOT CHART

97-93

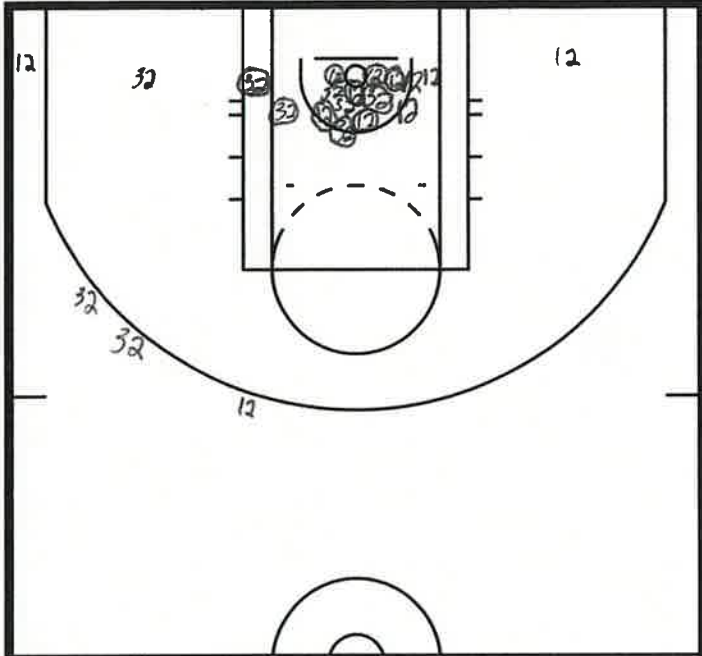
TEAM Portsmouth Partnership

GAME # 11

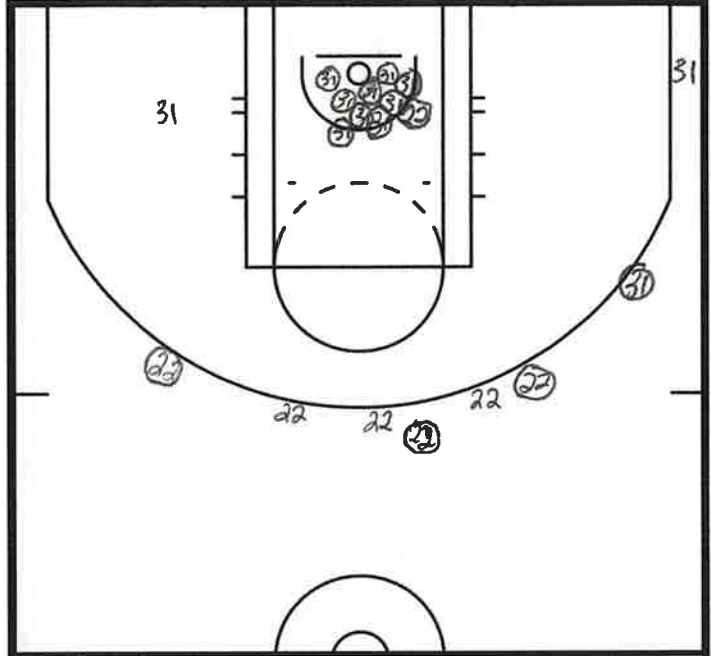
DATE 4-18-26

TIME 5:00 PM

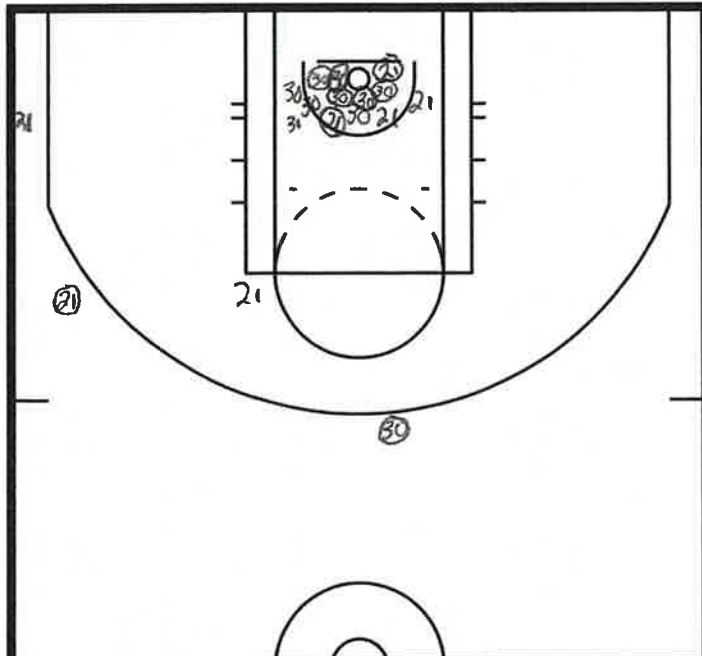
21	MAKE
21	MISS



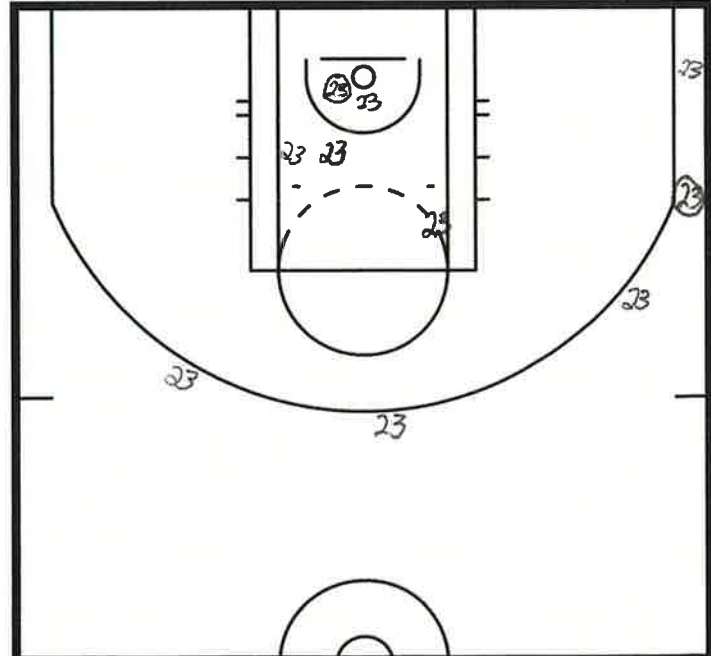
#32	NAME: Carson Cooper
#12	NAME: Javontae Campbell



#22	NAME: Peter Suder
#31	NAME: Rashawn Agee



#21	NAME: Bryce Harris
#30	NAME: Zach Cleveland



#23	NAME: Max Mackinnon
#	NAME:

PORTSMOUTH INVITATIONAL TOURNAMENT

PLAYER SHOT CHART

93-97

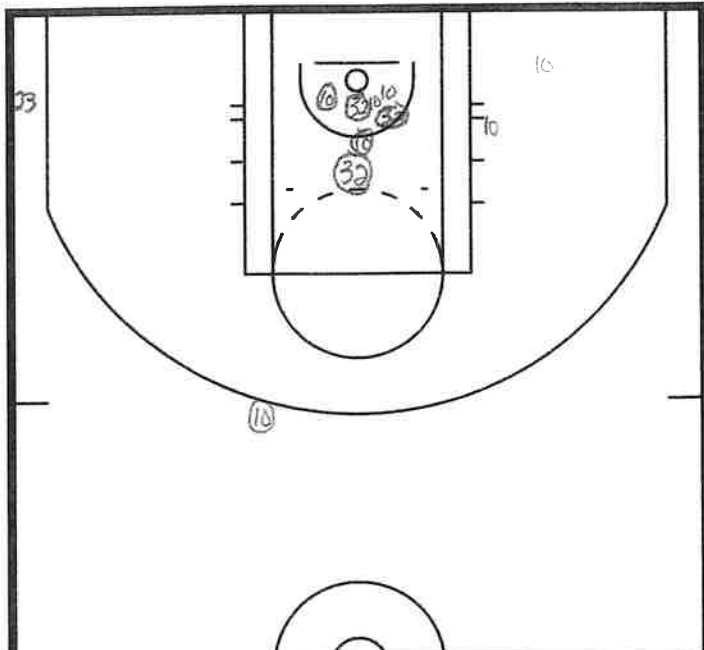
TEAM Jani-King

GAME # 11

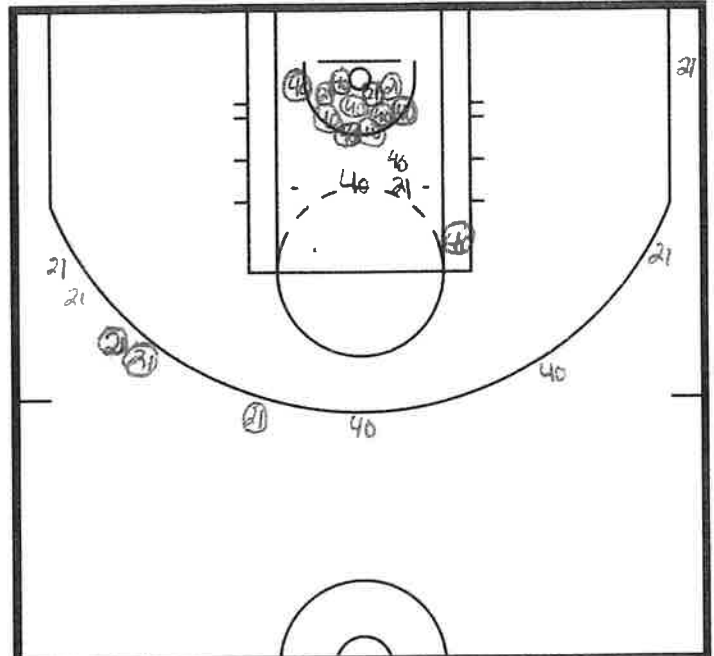
DATE 4-18-26

TIME 5:00 PM

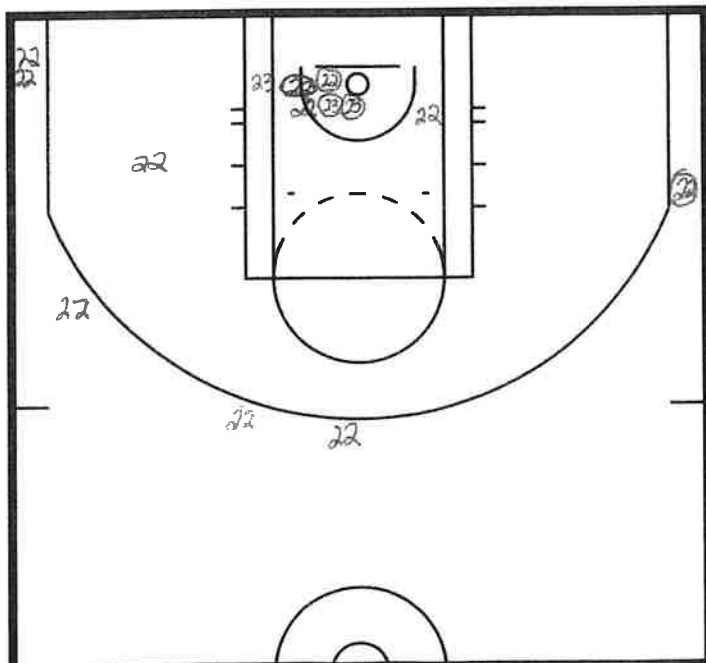
(21)	MAKE
21	MISS



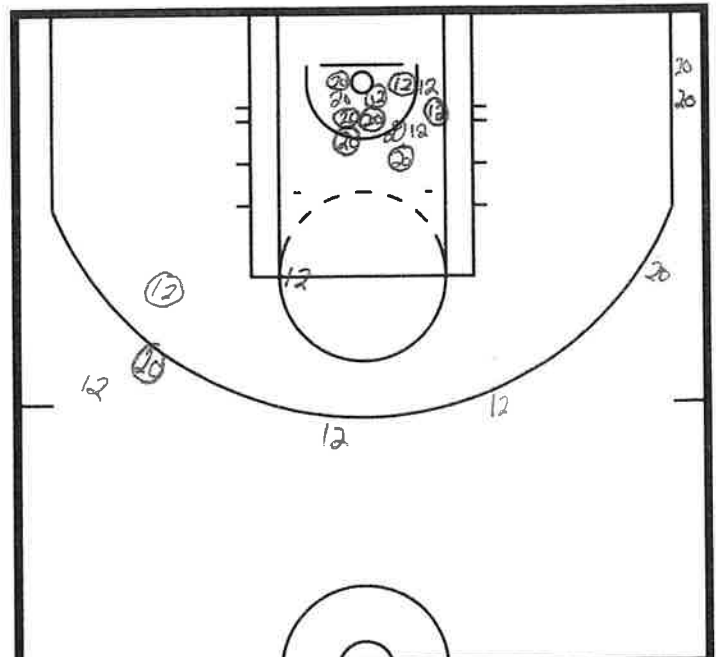
#32	NAME: Amani Lyles
#10	NAME: Nijel Pack



#21	NAME: Riley Kugel
#40	NAME: Malik Dia



#23	NAME: Tre'Von Spillers
#22	NAME: Tre White



#12	NAME: Tre Donaldson
#20	NAME: Chase Ross



